

UNI-T®



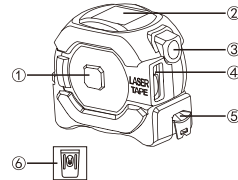
LM40T

User Manual



Laser tape

1. Product Structure



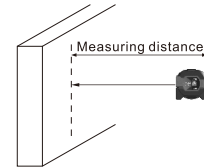
- 1. Laser measure button
- 2. LCD display
- 3. Tape retract button
- 4. Laser transmitter and receiver
- 5. Hook & blade
- 6. Belt buckle on the back

2. Operation Guide

2.1 Long-distance laser measurement with one button operation

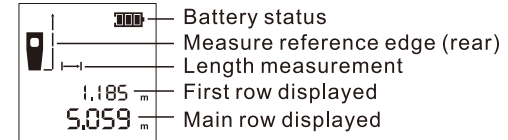
1. Press Laser measure button to turn the laser on.
2. Aim at the target position, press the button again to take the measurement.
3. Laser will turn off after measurement, and the result will be displayed simultaneously.
4. Long press the button for 3s to switch metric/imperial units.
5. Long press the button for 5s to shutdown, it will also automatically shutdown after 3 minutes without operation.

Measurement Basis



P.S. The measure reference edge is fixed at the back edge of tape, needs to minus the length of the tape itself that is 86mm (3.38 inches) if the front edge is used as reference.

Display information



2.2 Short-distance measurement

1. Pull the tape out as needed and it will automatically be locked.
2. Press tape retract button to retract tape after measurement.

3. Notice

This is a class 2 laser product. While in operation, do not aim at others, never stare into the laser beam through optical lens, otherwise permanent eye damage may result.



4. Error Codes

Errors are display as codes below:

Code	Error	Solution
208	Current over range	Contact your dealer
220	Battery ran out	Change the batteries
252	Over temperature	Keep the temperature in between 0°C~40°C
253	Low temperature	Warm up the device
255	Weak reflected light	The surface of the target needs to be reflective
256	Overflow incoming signal	The target is too reflective (do not aim at strong light)
261	Over range distance	Take measurements in specified operating range
500	Hardware failure	Contact your dealer if this code displays after restarting several times

-3-

5. Specification

Model	LM40T
Tape range	5m
Laser range	0.2~40m
Laser accuracy	±(2.0mm+5x10 ⁻⁵ D)
Units	m/ft/inch
Laser class	Class 2
Laser type	630-670nm, <1mW
Single measurement	√
Continuous measurement	√
Measurement basis	rear
Auto laser off	30s without operation
Battery service time	5000 times of measurements
Battery status display	√
Auto power off	3 minutes without operation
Battery type	1.5V AAAx2
Product size	86*50*80mm
Product net weight	305g

-4-

6. Standard Accessories

Accessories	Quantity
Machine	1
Manual	1
1.5V (AAA) alkaline batteries	2
Cross screwdriver	1



UNI-T
UNI-TREND TECHNOLOGY (CHINA) CO., LTD.

No.6, Gong Ye Bei 1st Road,
Songshan Lake National High-Tech Industrial
Development Zone, Dongguan City,
Guangdong Province, China
Tel: (86-769) 8572 3888
<http://www.uni-trend.com>

-5-