



Package Contents



AmplifiFi Router



AmplifiFi MeshPoints (Qty. 2)



Power Adapter



Ethernet Cable

Hardware Overview

Router



AFi-G Quick Start Guide



1 Touchscreen Display

The front of the AmpliFi Router features an adjustable, full-color touchscreen display.

2 Adjustable LED

The bottom of the AmpliFi Router features an adjustable LED that is fully lit by default when the Router is configured and ready for use.



The brightness settings of the touchscreen and LED are configurable using the AmpliFi app.

3 Ethernet Ports

Four Gigabit Ethernet ports available to connect 10/100/1000 Mbps wired network devices to the internet.



AFi-G Quick Start Guide

Connects to the broadband modem provided by your ISP (Internet Service Provider).

5 Power Port

The Power Adapter connects to this port.

6 USB Port

Reserved for future use.

MeshPoint



1 Adjustable Antenna

The MeshPoint antenna can be adjusted to provide optimal signal coverage for your location.

2 Signal LEDs

The Signal LEDs will reflect signal strength once the MeshPoint is connected to



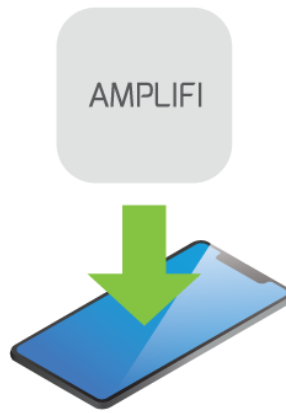
Installation

The AmpliFi Router can be installed using one of the following methods:

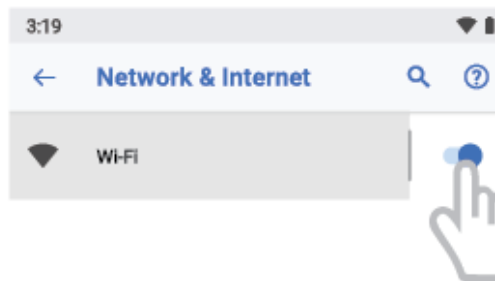
- [App Users](#) AmpliFi app for iPhone or Android™
- [Non-App Users](#) Connect to default AmpliFi wireless network (SSID) from a computer or tablet.

App Users

1.



2.






AFi-G Quick Start Guide




3.



4.



AFi-G Quick Start Guide




5.




6.



AFi-G Quick Start Guide



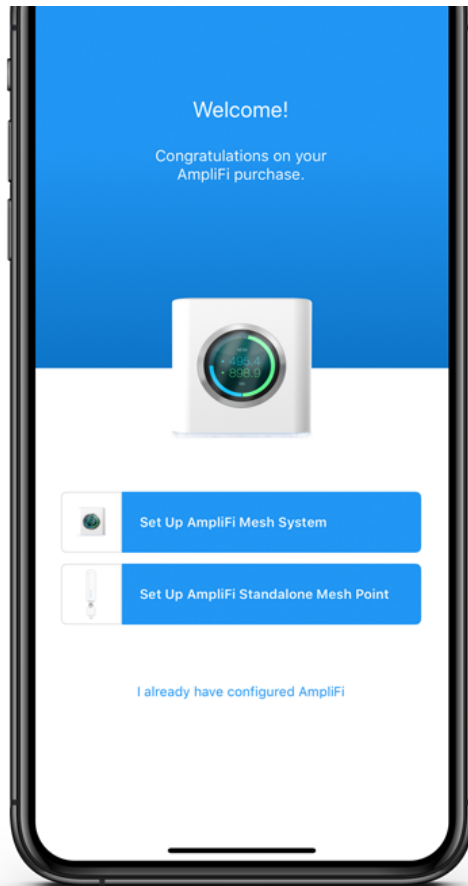
7.



8. Follow the on-screen instructions to configure your AmpliFi Router.




AFi-G Quick Start Guide




Non-App Users

1.





AFi-G Quick Start Guide




3.



4.



AFi-G Quick Start Guide



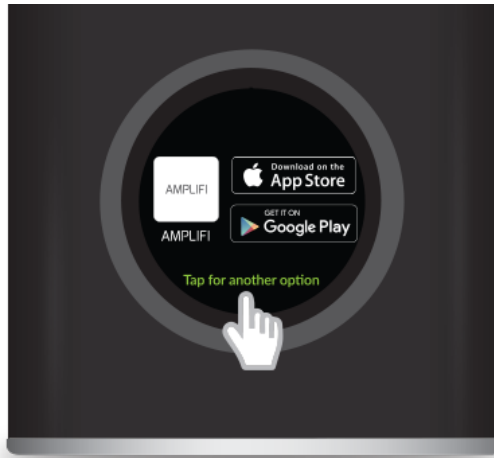
5.



6.



AFi-G Quick Start Guide



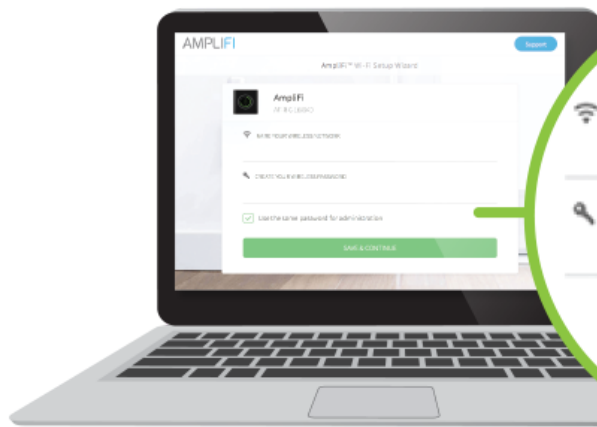
7.




8.



AFi-G Quick Start Guide



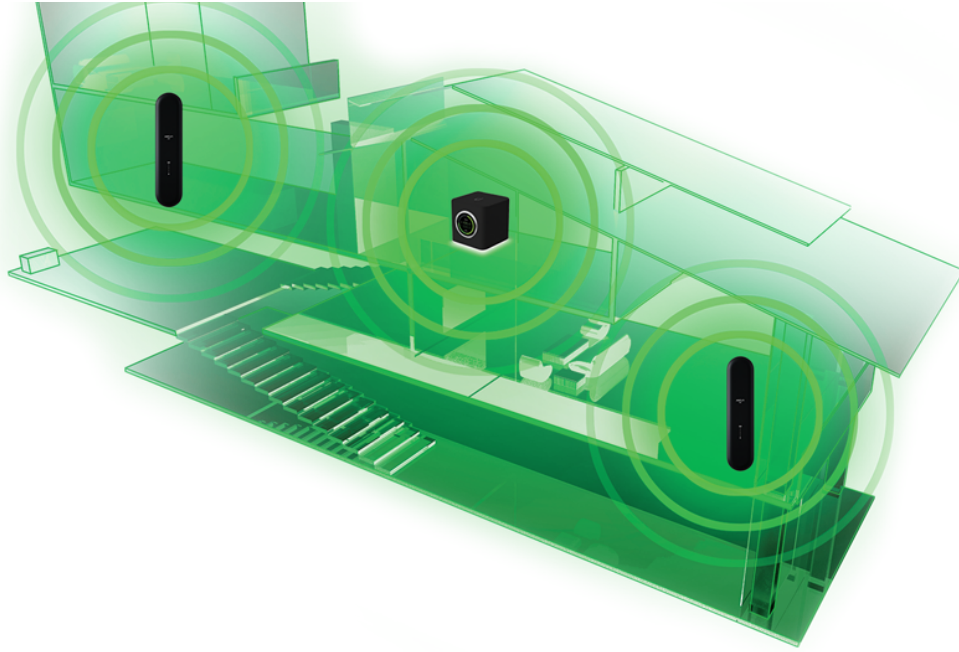
9. Connect to the new wireless network that you've created.



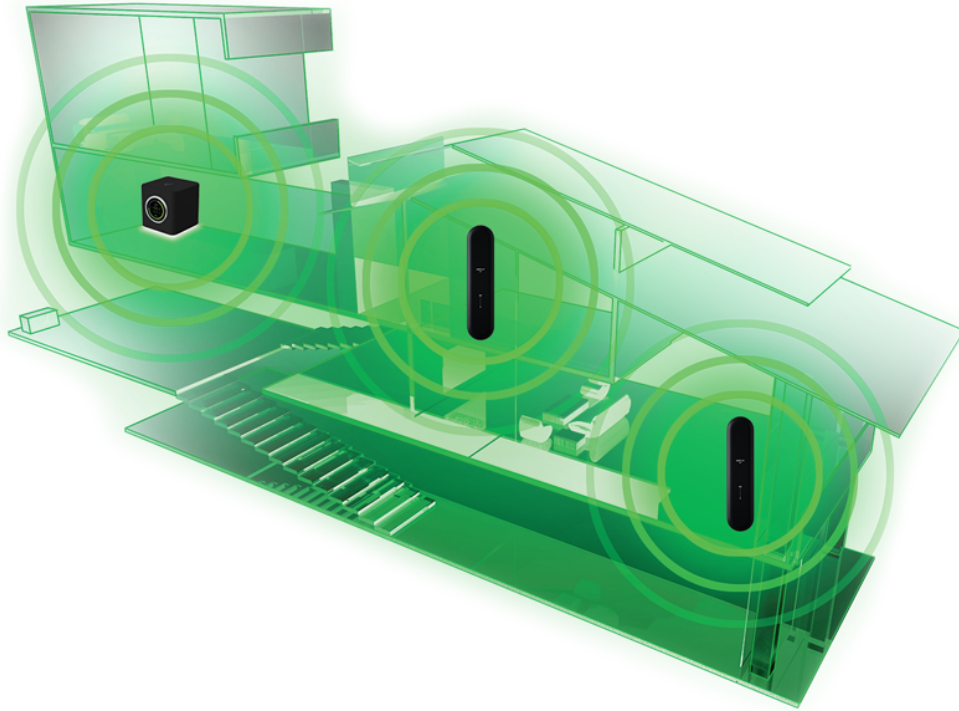
Installing the MeshPoints



AFi-G Quick Start Guide



Best Performance



Mesh Multi-Hop

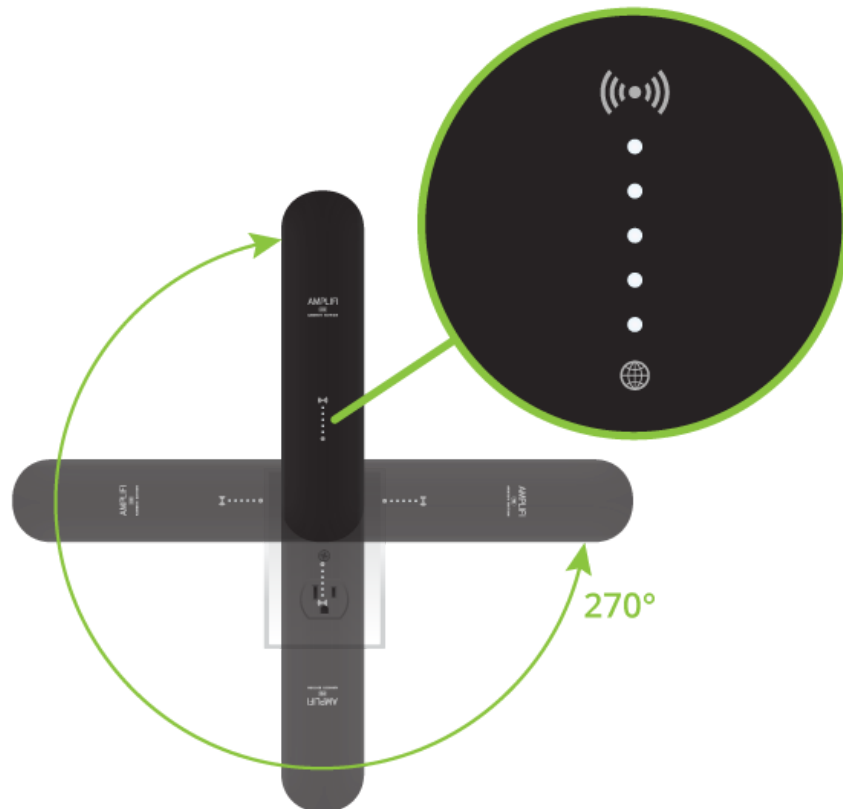
1.



AFi-G Quick Start Guide



2.



App Features



System

The system dashboard provides an overview of the AmpliFi Wi-Fi system including network status, number of connected clients, and active download/upload speeds. Tap devices to display/edit settings.



AFi-G Quick Start Guide



Performance

provide your download speed, upload speed, and connection ping time. Swipe left on the throughput section to view additional data. A history of recent tests is displayed at the bottom.



Guest

To provide guest access, determine the number of guests, select a time limit for their access, and tap Start. Guests simply connect to your wireless network named with the -guest label. No password is required. As guests connect, the number of users connected will be displayed in the app. Tap Stop at any time to turn off the guest network.



Family


The Family Profiles feature allows you to create profiles for family members, groups, or areas of your home. Assign devices to the profile, schedule quiet time (when internet is not accessible), and pause the internet at any time.

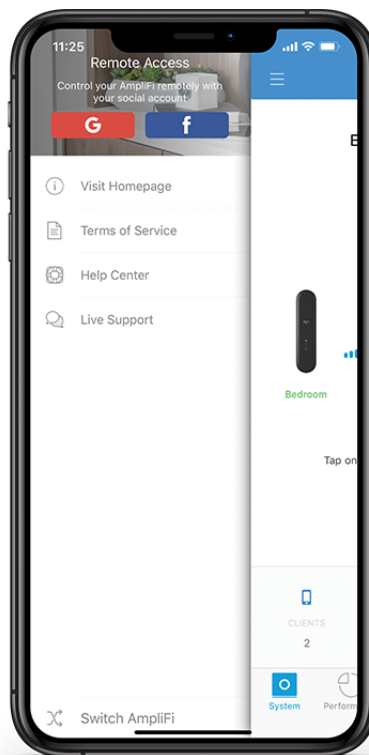


Diagnose

The Diagnose option will check your WAN link, IP settings, internet connection, and MeshPoint status.

Side Menu - 24/7 Live Chat Support


Tap  in the upper left of the app to access the side menu. Tap Live Support for 24/7 live chat support. Remote Access can also be enabled from this menu.



Resetting to Factory Defaults



AFi-G Quick Start Guide



1 Router Reset

Use an object such as a straightened paper clip to press Reset located on the bottom of the AmpliFi Router for approximately 10 seconds until the LED turns off.

2 MeshPoint Reset

If the AmpliFi Router is reset, all MeshPoints should also be reset using the same method.

System Specifications

Max. TX Power	26 dBm
Radios	6
MIMO Chains	18
Speed	5.25 Gbps
Range	20,000 sq. ft
ESD/EMP Protection	± 24kV Air/Contact
Buttons	Reset
Antennas	(3) Dual-Band Antennas

AFi-G Quick Start Guide

Wi-Fi Standard	802.11ac
Power Save	Supported
Wireless Security	WPA2-PSK AES/TKIP
Operating Temperature	14 to 131° F (-10 to 55° C)
Operating Humidity	5 to 95% Noncondensing
Certifications	FCC / CE / IC

Supported Data Rates

802.11ac	13 Mbps to 1300 Mbps (MCS0 - MCS9, VHT 20/40/80)
802.11n	6.5 Mbps to 450 Mbps (MCS0 - MCS23, HT 20/40)
802.11a	6, 9, 12, 18, 24, 36, 48, 54 Mbps
802.11b	1, 2, 5.5, 11 Mbps
802.11g	6, 9, 12, 18, 24, 36, 48, 54 Mbps

Operating Frequency

US/CA		2412 - 2462
	U-NII-1	5150 - 5250
	U-NII-3	5725 - 5850
Worldwide		2412 - 2472
		5150 - 5250

Safety Notices

1. Read, follow, and keep these instructions.
2. Heed all warnings.
3. Only use attachments/accessories specified by the manufacturer.



WARNING: Do not use this product in location that can be submerged by water.



WARNING: Avoid using this product during an electrical storm. There may be a remote risk of electric shock from lightning.

Limited Warranty



AFi-G Quick Start Guide

The limited warranty requires the use of arbitration to resolve disputes on an individual basis, and, where applicable, specify arbitration instead of jury trials or class actions.

Compliance

FCC

Changes or modifications not expressly approved by the party responsible for compliance could void the user's authority to operate the equipment.

This device complies with Part 15 of the FCC Rules. Operation is subject to the following two conditions.

1. This device may not cause harmful interference, and
2. This device must accept any interference received, including interference that may cause undesired operation.

This equipment has been tested and found to comply with the limits for a Class B digital device, pursuant to Part 15 of the FCC Rules. These limits are designed to provide reasonable protection against harmful interference in a residential installation. This equipment generates, uses, and can radiate radio frequency energy and, if not installed and used in accordance with the instructions, may cause harmful interference to radio communications. However, there is no guarantee that interference will not occur in a particular installation. If this equipment does cause harmful interference to radio or television reception, which can be determined by turning the equipment off and on, the user is encouraged to try to correct the interference by one or more of the following measures:

- Reorient or relocate the receiving antenna.
- Increase the separation between the equipment and receiver.
- Connect the equipment into an outlet on a circuit different from that to which the receiver is connected.
- Consult the dealer or an experienced radio/TV technician for help.

The AmpliFi Router and MeshPoints have been approved by FCC under FCC ID: SWX-AFR (for Router); FCC ID: SWX-AFPHD (for MeshPoints).

ISED Canada

CAN ICES-3(B)/NMB-3(B)

This device complies with ISED Canada licence-exempt RSS standard(s). Operation is subject to the following two conditions:

1. This device may not cause interference, and
2. This device must accept any interference, including interference that may cause undesired operation of the device.

The AmpliFi Router and MeshPoints have been approved by ISED Canada under IC: 6545A-AFR (for Router); IC: 6545A-AFPHD (for MeshPoints).

The device for operation in the band 5150-5250 MHz is only for indoor use to reduce the potential for harmful interference to co-channel mobile satellite systems.



AFi-G Quick Start Guide

Le présent appareil est conforme aux CNR d'ISDE Canada applicables aux appareils radio exempts de licence. L'exploitation est autorisée aux deux conditions suivantes :

1. l'appareil ne doit pas produire de brouillage;
2. l'appareil doit accepter tout brouillage radioélectrique subi, même si le brouillage est susceptible d'en compromettre le fonctionnement.

Le AMPLIFI Router et MeshPoints ont été approuvés par ISDE Canada/ISED Canada en vertu IC : 6545A-AFR (pour le routeur) ; IC : 6545A-AFPHD (pour MeshPoints).

Les dispositifs fonctionnant dans la bande 5150-5250 MHz sont réservés uniquement pour une utilisation à l'intérieur afin de réduire les risques de brouillage préjudiciable aux systèmes de satellites mobiles utilisant les mêmes canaux.

IMPORTANT NOTE:

Radiation Exposure Statement:

- This equipment complies with radiation exposure limits set forth for an uncontrolled environment.
- This equipment should be installed and operated with minimum distance 20 cm between the radiator and your body.
- This transmitter must not be co-located or operating in conjunction with any other antenna or transmitter.

AVIS IMPORTANT :

Déclaration sur l'exposition aux rayonnements :

- Cet équipement est conforme aux limites prévues pour l'exposition aux rayonnements dans un environnement non contrôlé.
- Lors de l'installation et de la mise en fonctionnement de l'équipement, assurez-vous qu'il y ait une distance minimale de 20 cm entre l'élément rayonnant et vous.
- Cet émetteur ne doit être installé à proximité d'aucune autre antenne ni d'aucun autre émetteur, et ne doit être utilisé conjointement à aucun autre de ces appareils.

Brazil



Nota: Este equipamento não tem direito à proteção contra interferência prejudicial e não pode causar interferência em sistemas devidamente autorizados.

CE Marking

CE marking on this product represents the product is in compliance with all directives that are applicable to it.



AFi-G Quick Start Guide



Country List



AT	BE	BG	CY	CZ	DE	DK	EE	EL	ES	FI	FR	HR	HU
IE	IT	LV	LT	LU	MT	NL	PL	PT	RO	SE	SI	SK	UK

BFWA (Broadband Fixed Wireless Access) members noted in blue



Note: This device meets Max. TX power limit per ETSI regulations.

The following apply to products that operate in the 5 GHz frequency range:



Note: This device is restricted to indoor use only when operating in the 5150 - 5350 MHz frequency range within all member states.



Note: All countries listed may operate at 30 dBm. BFWA member states may operate at 36 dBm.



Note: Operation in the 5.8 GHz frequency band is prohibited in BFWA member states. Other countries listed may use the 5.8 GHz frequency band.

WEEE Compliance Statement

Declaration of Conformity

Online Resources





AFi-G Quick Start Guide

© 2016-2020 Ubiquiti Inc. All rights reserved.