



GFE-MCPE-AI-IP67

ma_mcpeaip67_01_010002_en_201016



Addressable Manual Call Point - Outdoor

MADE IN PORTUGAL - EU

GLOBAL FIRE EQUIPMENT S.A.

Sítio dos Barrabés, Armazém Nave Y, Caixa Postal 908-Z, 8150-016 São Brás de Alportel - PORTUGAL

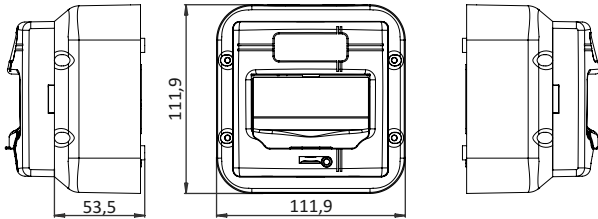
Tel: +351 289 896 560 • Sales: sales@globalfire.pt • Technical Support: techs@globalfire.pt • www.globalfire.pt

TECHNICAL SPECIFICATIONS

OPERATING VOLTAGE	20 V to 30 V DC
CURRENT CONSUMPTION	-
QUIESCENT	650 μ A
ALARM	3.5 mA
OPERATING TEMPERATURE	-10°C to +55°C
STORAGE TEMPERATURE	-30°C to +60°C
INGRESS PROTECTION GRADE	IP67 - Type A - Outdoor Use
MAXIMUM HUMIDITY	95% RH Non-Condensing @ 40°C
COLOUR / CASE MATERIAL	Red / ABS & Clear/ PC - Flame Retardant - Rating 94V0
WEIGHT	262 g includes back box and fixings
DIMENSIONS - SURFACE MOUNTED	111.9 (W) x 111.9 (H) x 81.3 mm

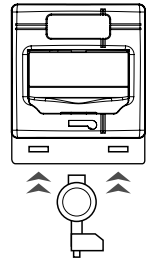
ORDER CODE	CERTIFICATE	DESCRIPTION
GFE-MCPE-AI-IP67	1328-CPR-0376	ADDRESSABLE MANUAL CALL POINT INC. LOOP ISOLATOR, IP67 - OUTDOOR USE

MECHANICAL SPECIFICATIONS

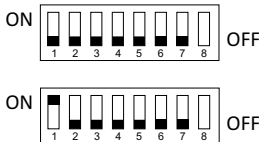


NOTE: All dimensions in mm

To remove use a **MCPE Key** and undo both clips on bottom of the call point.



D.I.L. SWITCHES CONFIGURATION



Switches 1-7
used to configure the Manual Call Point address

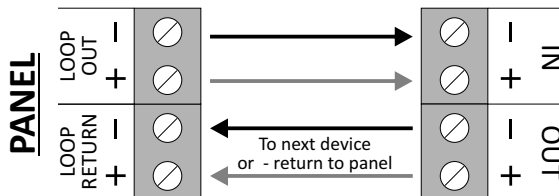
Address Switches binary weights

1 on = 1	4 on = 8	7 on = 64
2 on = 2	5 on = 16	
3 on = 4	6 on = 32	




























































































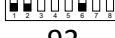
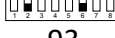



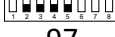
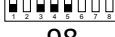




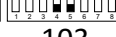

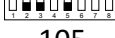
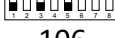
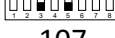
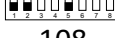






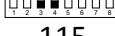
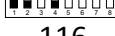




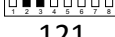
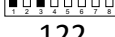
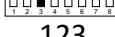
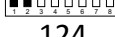
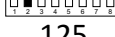
Switch 8
Not used

CONNECTIONS

NOTE: This device is polarised,
please ensure that both loop connections, are kept on the same terminal as shown on the diagram.



ADDRESS SETTINGS

							
01	02	03	04	05	06	07	08
							
09	10	11	12	13	14	15	16
							
17	18	19	20	21	22	23	24
							
25	26	27	28	29	30	31	32
							
33	34	35	36	37	38	39	40
							
41	42	43	44	45	46	47	48
							
49	50	51	52	53	54	55	56
							
57	58	59	60	61	62	63	64
							
65	66	67	68	69	70	71	72
							
73	74	75	76	77	78	79	80
							
81	82	83	84	85	86	87	88
							
89	90	91	92	93	94	95	96
							
97	98	99	100	101	102	103	104
							
105	106	107	108	109	110	111	112
							
113	114	115	116	117	118	119	120
							
121	122	123	124	125			