



Quick Installation Guide

8-Port Gigabit Ethernet Switch
TEG1008M

Package contents

- Switch * 1
- Power adapter * 1
- Quick installation guide * 1

If any item is missing, damaged or incorrect, please keep the original packaging and contact the local reseller or distributor immediately.

1. Installing the switch

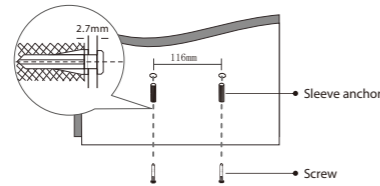
Select one mounting method as required.

Option A. Desktop mounting

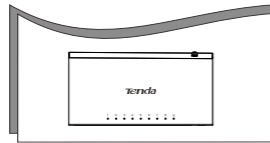
Put the switch on a stable and flat desktop.

Option B. Wall mounting

Step 1: Drill two holes in the wall in a horizontal distance of 116 mm. Knock sleeve anchors (self-preparation) into the holes using a rubber hammer till the sleeve anchor is level with the wall. Then tighten two screws (self-preparation) into the sleeve anchors using a screwdriver, and keep the screw heads outside the wall at least 2.7 mm, to ensure that the switch can be hung on the screws firmly.

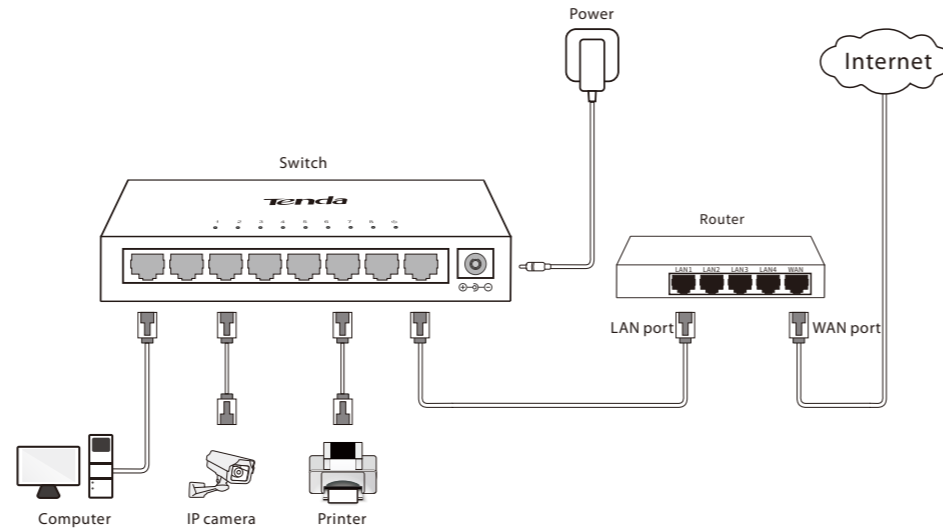


Step 2: Align the slots of the switch to the screw heads, and slip the switch to make it fixed on the screws firmly.



Note: For safety, do not face the air vents of the switch down.

2. Connecting your devices



Tip: All ports of your switch support the auto MDI/MDIX function, indicating that either straight cable or crossover cable is acceptable to connect your switch to Ethernet devices.

Specifications

Standards	IEEE 802.3, IEEE 802.3u, IEEE 802.3x, IEEE 802.3ab
10/100/1000 Mbps RJ45 Port	Ports 1 to 8
Switching capacity	16 Gbps
Store-and-forward	Supported
Auto learning & auto aging	Supported
MAC address table	4 K
Dimension	140.2 mm * 66.2 mm * 25.2 mm
Power supply	Input: 100-240 V AC, 50/60 Hz, 0.3 A Output: 9 V DC, 0.6 A
Operating environment	Temperature: (0 - 40) °C Humidity: (10 - 90) % RH, non-condensing
Storage environment	Temperature: (-40 - 70) °C Humidity: (5 - 90) % RH, non-condensing
Transmission rate	Ethernet: 10 Mbps (half duplex) / 20 Mbps (full duplex) Fast Ethernet: 100 Mbps (half duplex) / 200 Mbps (full duplex) Gigabit Ethernet: 2000 Mbps (full duplex)
Transmission media	Ethernet: CAT3 UTP/STP cable or better Fast Ethernet: CAT5 UTP/STP cable or better Gigabit Ethernet: CAT5e or CAT6 UTP/STP cable (recommended)

LED indicators

LED indicator	Status	Description
⏻	Solid on	The switch is connected to a power resource properly.
	Off	The switch is disconnected or not properly connected to a power resource.
1-8	Solid on	The port is connected properly.
	Blinking	Data is being transmitted over the port.
	Off	The port is disconnected or improperly connected.

English

Indicateurs LED

Indicateur LED	Statut	Description
⏻	Solide en marche	Le dispositif est branché correctement à l'alimentation.
	Eteint	Le commutateur est déconnecté de la source d'alimentation ou n'est pas connecté à une source d'alimentation.
1-8	Solide en marche	Le port est correctement connecté.
	Clignotant	Les données sont transmises à travers le port.
	Eteint	Le port est déconnecté ou n'est pas correctement connecté.

Français

LED-Anzeige

LED-Anzeige	Status	Beschreibung
⏻	Leuchtet	Das Gerät ist korrekt an eine Stromversorgung angeschlossen.
	Aus	Der Switch ist von der Stromversorgung getrennt oder nicht ordnungsgemäß angeschlossen.
1-8	Leuchtet	Der Port ist korrekt verbunden.
	Blinkt	Die Daten werden über den Port übertragen.
	Aus	Der Port ist nicht verbunden oder falsch angeschlossen.

Deutsch

Indicadores LED

Indicador LED	Estado	Descripción
⏻	Encendido	El dispositivo está conectado a la fuente de alimentación correctamente.
	Apagado	El switch está desconectado o no correctamente conectado a una fuente de alimentación.
1-8	Encendido	El puerto está conectado correctamente.
	Parpadeo	Se están transmitiendo datos sobre el puerto.
	Apagado	El puerto está desconectado o mal conectado.

Español

Indicadores LED Português

Indicador LED	Estado	Descrição
⏻	Sólido ativado	O dispositivo está ligado à fonte de alimentação adequada.
	Off (Desligado)	O interruptor é desligado da fonte de alimentação ou não é conectado a uma fonte de alimentação.
1-8	Sólido ativado	A porta está ligada corretamente.
	A piscar	Os dados estão a ser transmitidos pela porta.
	Off (Desligado)	A porta está desconectada ou indevidamente conectada.

LED-jelzők Magyar

LED visszajelző	Státusz	Leírás
⏻	Folyamatosan bekapcsolva	A készülék helyesen van az energiaellátáshoz csatlakoztatva.
	kikapcsolva	A váltó nincs, vagy nem megfelelően van csatlakoztatva a tápegységhez.
1-8	Folyamatosan bekapcsolva	Az egyező port helyesen van csatlakoztatva.
	Villog	Adatátvitel van folyamatban a porton keresztül.
	kikapcsolva	A port nincs, vagy nem megfelelően van csatlakoztatva.

Kontrolki LED Polski

Kontrolka LED	Stan	Opis
⏻	Ciągle światło	Urządzenie jest prawidłowo podłączone do źródła zasilania.
	Wyłączone	Urządzenie jest odłączone od źródła zasilania lub nie zostało do niego poprawnie podłączone.
1-8	Ciągle światło	Gniazdo jest połączone poprawnie.
	Miganie	Port obsługuje przesyłanie danych.
	Wyłączone	Port jest odłączony lub niepoprawnie podłączony.

Светодиодные индикаторы Русский

Светодиодный индикатор	Статус	Описание
⏻	Горит постоянно	Коммутатор подключен к источнику питания.
	Не горит	Коммутатор отключен от источника питания или подключен к нему неправильно.
1-8	Горит постоянно	Порт подключен правильно.
	Мигает	Через порт осуществляется передача данных.
	Не горит	Порт не подключен или подключен неправильно.



CE Mark Warning

This is a Class B product. In a domestic environment, this product may cause radio interference, in which case the user may be required to take adequate measures. The mains plug is used as disconnect device; the disconnect device shall remain readily operable.

NOTE: (1) The manufacturer is not responsible for any radio or TV interference caused by unauthorized modifications to this equipment. (2) To avoid unnecessary radiation interference, it is recommended to use a shielded RJ45 cable.



This equipment has been tested and found to comply with the limits for a Class B digital device, pursuant to Part 15 of the FCC Rules. These limits are designed to provide reasonable protection against harmful interference in a residential installation. This equipment generates, uses and can radiate radio frequency energy and, if not installed and used in accordance with the instructions, may cause harmful interference to radio communications. However, there is no guarantee that interference will not occur in a particular installation. If this equipment does cause harmful interference to radio or television reception, which can be determined by turning the equipment off and on, the user is encouraged to try to correct the interference by one or more of the following measures:

- Reorient or relocate the receiving antenna.
- Increase the separation between the equipment and receiver.
- Connect the equipment into an outlet on a circuit different from that to which the receiver is connected.
- Consult the dealer or an experienced radio/TV technician for help.

Operation is subject to the following two conditions: (1) this device may not cause harmful interference, and (2) this device must accept any interference received, including interference that may cause undesired operation.

Caution!

Any changes or modifications not expressly approved by the party responsible for compliance could void the user's authority to operate the equipment.

NOTE: (1) The manufacturer is not responsible for any radio or TV interference caused by unauthorized modifications to this equipment. (2) To avoid unnecessary radiation interference, it is recommended to use a shielded RJ45 cable.

Indicatori LED Italiano

Indicatore LED	Stato	Descrizione
⏻	Accensione fissa	Il dispositivo è collegato alla rete elettrica correttamente.
	Spento	L'interruttore è scollegato dall'alimentazione o non correttamente collegato a una presa di corrente.
1-8	Accensione fissa	La porta è collegata correttamente.
	Accensione intermittente	I dati vengono trasmessi attraverso la porta.
	Spento	La porta è scollegata o collegata in modo non corretto.

LED индикатори Български

LED индикатор	Статус	Описание
⏻	Без прекъсване	Превключвателят е свързан правилно с електрозахранването.
	Изключен (Off)	Сумичът е изключен от захранването или не е правилно включен към захранването.
1-8	Без прекъсване	Портът е свързан правилно.
	Мигащ	Данните се предават през порта.
	Изключен (Off)	Портът е прекъснат или неправилно свързан.

Indicatori LED Română

Indicator LED	Stare	Descriere
⏻	Rămâne aprins	Dispozitivul este conectat corect la sursa de alimentare.
	Oprit	Switch-ul este deconectat de la sursa de alimentare sau nu este conectat corect la sursa de alimentare.
1-8	Rămâne aprins	Portul corespunzător este conectat corect.
	Luminează intermitent	Datele sunt transmise prin port.
	Oprit	Portul este deconectat sau nu este conectat corect.

LA OPERACIÓN DE ESTE DISPOSITIVO ESTA SUJETA A LAS SIGUIENTES CONDICIONES:

Producto	NOMBRE DEL PRODUCTO: Switch Gigabit de 8 puertos MODELO: TEG1008M
Alimentador de Energía:	Alimentación: 100-240 V ca 50/60 Hz, 0.3 A Salida: 9 V cc 0.6 A
PAIS DE ORIGEN:	CHINA

a) Es posible que este equipo o dispositivo no cause interferencia perjudicial.

b) Este equipo o dispositivo debe aceptar cualquier tipo de interferencia, incluyendo la que pueda causar su operación no deseada.



Caution:

Adapter Model: BN049-A05009E/BN049-A05009B
Manufacture: SHENZHEN HEWEISHUN NETWORK TECHNOLOGY CO., LTD.
Input: 100 - 240 V AC 50/60 Hz, 0.3 A
Output: 9 V $\overline{\text{DC}}$ 0.6 A
 $\overline{\text{DC}}$: DC Voltage



RECYCLING

This product bears the selective sorting symbol for Waste electrical and electronic equipment (WEEE). This means that this product must be handled pursuant to European directive 2012/19/EU in order to be recycled or dismantled to minimize its impact on the environment.

User has the choice to give his product to a competent recycling organization or to the retailer when he buys a new electrical or electronic equipment.

Copyright

Copyright © 2019 Shenzhen Tenda Technology Co., Ltd. All rights reserved.

Tenda is a registered trademark legally held by Shenzhen Tenda Technology Co., Ltd. Other brand and product names mentioned herein are trademarks or registered trademarks of their respective holders. Specifications are subject to change without notice.

Technical Support

Shenzhen Tenda Technology Co., Ltd.
6-8 Floor, Tower E3, NO.1001, Zhongshanyuan Road, Nanshan District, Shenzhen, China. 518052
USA hotline: 1-800-570-5892
Canada hotline: 1-888-998-8966
Hong Kong hotline: 00852-81931998
Website: <http://www.tendacn.com>
E-mail: support@tenda.com.cn