

P ▲ R ▲ G ▲ D O X™

NV75MR

Installation Manual V1.0

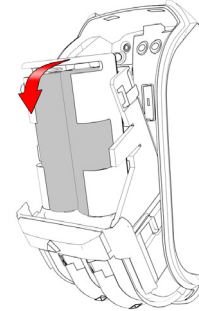
**Wireless
16 Meter Indoor Dual
Mironel Optics, Anti-Mask,
Pet Immunity Dual Detector**



Table 1

1 - LED	OFF	ON
2 - EDGE	DUAL	SINGLE
3 - PET IMM.	OFF	ON
4 - MHz	868 MHz	433 MHz

Step 3



General Description

The NV75MR is an indoor industry-leading wireless detector providing superior 16 meter detection with rock solid stability thanks to the revolutionary dual Mironel Mirror/Fresnel PIR optics. Combined with Paradox true Pet Immunity and best-in-the industry active Anti-Mask technology (EN Grade 3). The NV75MR provides an unmatched high security solution for any indoor installation.

Please Read

Installing the NV75MR (Step 1)

Installation Height:

Pet Immune ON - 2.0m/6.6ft to 2.4m/7.8ft

Pet Immune OFF - 2.0m/6.6ft to 2.8m/9ft (lever down)*

***For installations higher than 2.6m, when needed, tilt the detector down a few degrees for best detection results; use of a bracket is recommended.**

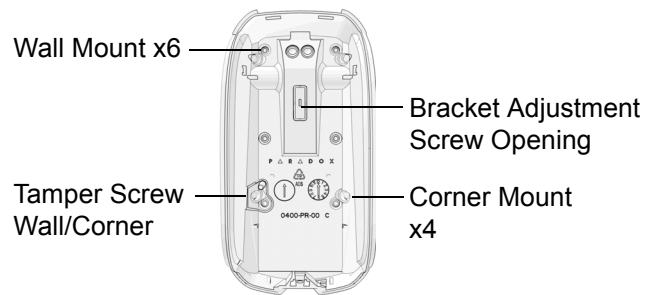
Power Up (30 sec.):

Powering up the detector takes about 30 seconds, indicated with green/red flashing; indicates PIR stabilizing.

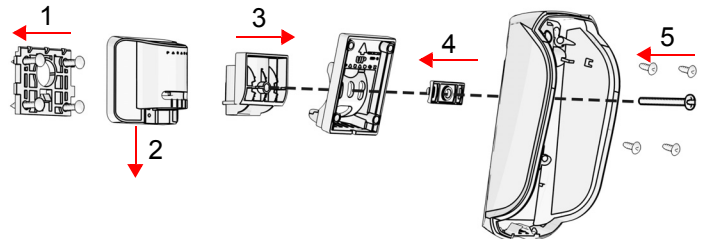
Anti-Mask Calibration:

Once detector is stabilized, as mentioned above, open and close the tamper to initiate. Anti-Mask calibration may take up to 60 seconds. Keep away from the detector, at least 2 meters / 6 feet during calibration, indicated by flashing green/red LED. Once completed, the detector is ready.

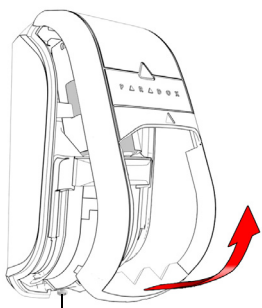
Wall Mount



Bracket Mount

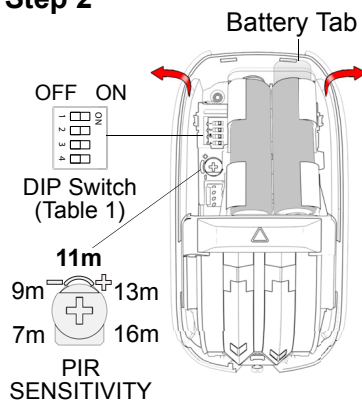


Step 1

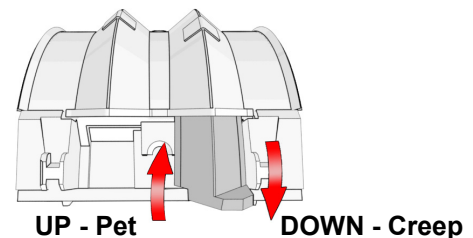


Cover Tamper

Step 2



Creep Zone/Pet Selection



Remove detector assembly as described in Step 1. When selector is UP, Pet Mode; when DOWN, Creep Zone is active and there is no Pet Immunity. Above 2.4m Pet Immune should be OFF (lever down Pet OFF, see installation height note*).

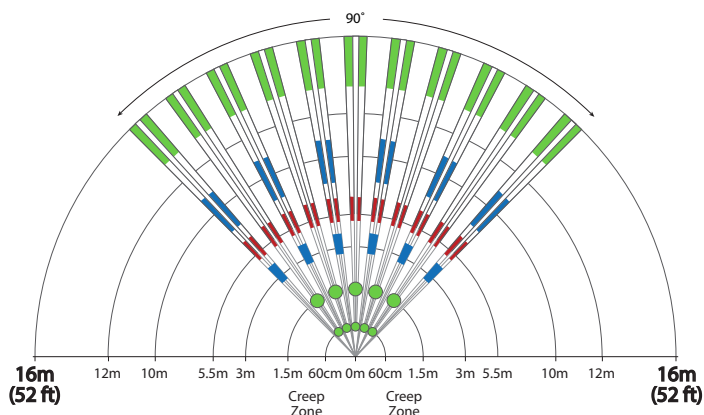


LED Display

Feature	LED Status Indicator
Tamper open	Green: ON for 0.3 seconds every 30 seconds
PIR sensitivity level setting	Green: Flashes 1-5 times according to the selected level
Alarm detection	Red: ON for 3 seconds
Booting/Tamper close	Green/Red alternating flashes for 45 seconds
Anti-mask detection	Flashes orange rapidly (pre-alarm state) and then flashes when in alarm.

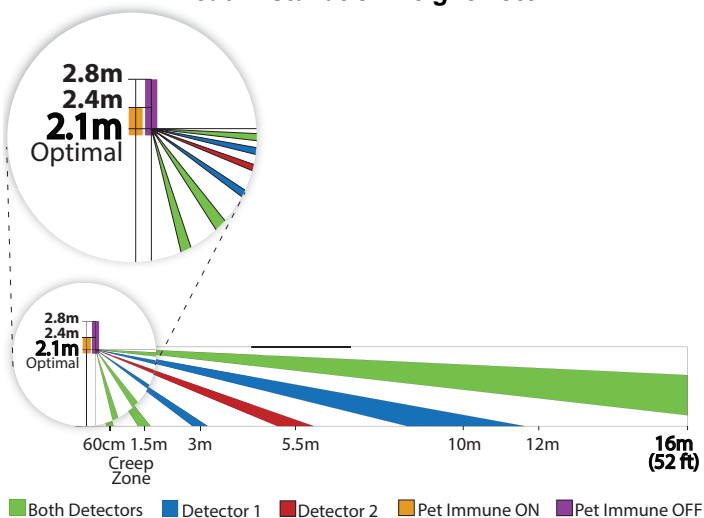
Beam Patterns

Top View



Side View

** Read installation height note**



Technical Specifications

Specification	Description
IR Movement Detection	2 detectors, 2 dual element sensors, 2 Mironel Optics
Optics	Two Mironel Mirror/W Fresnel optics with mechanical Pet / Creep Zone
Coverage	16 meters/52 feet; 90° - complies with EN50131-2-2 Grade 3
Anti-Masking	Active IR with Dual detectors, blocking items up to 30cm and lens applied materials including clear lacquer; meets and exceeds EN50131-2-2 Grade 3
Pet Immunity	Pet up to 50cm will not be detected
Single/Dual Edge	Infrared detection requires entry or exit in single-mode; in Dual-edge, entry and exit is required for both detectors
Creep Zone	Mechanically selectable Creep Zone detection 1.5m/4ft. (cancels Pet Immunity when active)
Wireless Power	2 x AA Alkaline, up to 3 years for normal use with Active Anti-Mask detection
Low Battery	2.2V
Frequency	433 or 868 MHz, internally selectable
Operating Temperature	-35° to 50° C (-31° to 122° F)
Relative humidity	95% non-condensing
Tamper*	Dual - Cover and Wall
Dimensions	128 x 62 x 54 mm/ 5.1 x 2.4 x 2.1 in
Weight	120 gr/ 0.3 lb 160 gr / 0.4 lb (with batteries)
Certifications	CE, EN50131-2-2 Grade 2, Class II

* Tamper must be enabled on SP panels.

Warranty

For complete warranty information on this product, please refer to the Limited Warranty Statement is found on the website: www.paradox.com/terms or contact your local distributor. Specifications may change without prior notice.

Patents

US, Canadian and international patents may apply. Paradox is a trademark or registered trademark of Paradox Security Systems (Bahamas) Ltd.