


SONOFF

S-MATE Extreme
Quick Guide V1.1



eWeLink-Remote Switch Mate

EN JP CN DE FR IT PL NL ES PT RU

1

下载易微联App
eWeLink Appアプリをダウンロードしてください
Download the eWeLink App
eWeLink App herunterladen
Télécharger le eWeLink application
Scarica la eWeLink App
Pobierz eWeLink App
Ladda ner eWeLink App
Download de eWeLink App
Descargar la eWeLink aplicación
Baixe o eWeLink App
Скачать eWeLink приложение

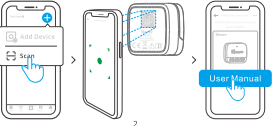
Q | eWeLink

GET IT ON Google Play

Download on the App Store

2

扫码查看说明书
QRコードをスキャンしてマニュアルをチェックする
Scan the QR code to view the User Manual
Um das Benutzerhandbuch anzuzeigen, öffnen Sie die eWeLink-App und scannen Sie den QR-Code auf dem Gadget.
Pour afficher le guide de l'utilisateur, ouvrez eWeLink App et scannez le code QR sur le gadget.
Per visualizzare la Guida per l'utente, aprì eWeLink App e scansiona il codice QR sul gadget.
Aby wyświetlić Podręcznik użytkownika, otwórz eWeLink App i zeskanuj kod QR na gadżecie.
För att se användarhandboken, öppna eWeLink-App och skanna QR-koden på gadgetet.
Om de gebruikershandleiding te bekijken, opent u de eWeLink-App en scant u de QR-code op de gadget.
Para ver el manual de usuario, escanee el código QR.
Veja o guia do usuário escaneando o código QR.
Промотрите руководство пользователя, отсканировав QR-код



打开eWeLink App扫描设备上二维码查看说明书。
eWeLink Appを開き、デバイス上のQRコードをスキャンして、マニュアルをチェックする。
Open the eWeLink App to scan the QR code on the device and view the User Manual.
Um das Benutzerhandbuch anzuzeigen, öffnen Sie die eWeLink-App und scannen Sie den QR-Code auf dem Gadget.
Pour afficher le guide de l'utilisateur, ouvrez eWeLink App et scannez le code QR sur le gadget.
Per visualizzare la Guida per l'utente, aprì eWeLink App e scansiona il codice QR sul gadget.
Aby wyświetlić Podręcznik użytkownika, otwórz eWeLink App i zeskanuj kod QR na gadżecie.
För att se användarhandboken, öppna eWeLink-App och skanna QR-koden på gadgetet.
Om de gebruikershandleiding te bekijken, opent u de eWeLink-App en scant u de QR-code op de gadget.
Para ver el manual de usuario, escanee el código QR.
Para ver la Guía del usuario, abra la eWeLink App y escanee el código QR en el dispositivo.
Para acessar o Manual do usuário do dispositivo, acesse a URL listada acima.
Для доступа к руководству пользователя устройства перейдите по URL-адресу, указанному выше.

User Manual

<https://sonoff.tech/usermanuals>

輸入网上网站查看设备说明书。
上記のURLを入力し、デバイスのマニュアルをチェックする。
Enter the website provided above to view the User Manual for the device.
Um auf das Benutzerhandbuch des Geräts zuzugreifen, rufen Sie die oben aufgeführte URL auf.
Per visualizzare il manuale d'utilizzazione de l'appareil, accedez à l'URL indiquée ci-dessus.
Per accedere al Manuale dell'utente del dispositivo, vai all'URL sopra elencato.
Aby uzyskać dostęp do instrukcji obsługi urządzenia, przejdź do podanego powyżej adresu URL.
För att komma till erhetens användarmanual, gå till URL:n ovan.
Ga voor toegang tot de gebruikershandleiding van het apparaat naar de bovenstaande URL.
Para acessar o Manual del usuario del dispositivo, vaya a la URL indicada anteriormente.
Para acessar o Manual do usuário do dispositivo, acesse a URL listada acima.
Для доступа к руководству пользователя устройства перейдите по URL-адресу, указанному выше.

FCC compliance statement

1. This device complies with part 15 of the FCC Rules. Operation is subject to the following two conditions:
(1) This device may not cause harmful interference, and
(2) This device must accept any interference received, including interference that may cause undesired operation.
2. Changes or modifications not expressly approved by the party responsible for compliance could void the user's authority to operate the equipment.
Note: This equipment has been tested and found to comply with the limits for a Class B digital device, pursuant to part 15 of the FCC Rules. These limits are designed to provide reasonable protection against harmful interference in a residential installation. This equipment generates, uses and can radiate radio frequency energy, if not installed and used in accordance with the instructions, may cause harmful interference to radio communications. However, there is no guarantee that interference will not occur in a particular installation. If this equipment does cause harmful interference to radio or television reception, which can be determined by turning the equipment off and on, the user is encouraged to try to correct the interference by one or more of the following measures:
—Reorient or relocate the receiving antenna.
—Increase the separation between the equipment and receiver.
—Connect the equipment into an outlet on a circuit different from that to which the receiver is connected.
—Consult the dealer or an experienced radio/TV technician for help.
FCC Radiation Exposure statement:
This equipment complies with FCC radiation exposure limits set forth for an uncontrolled environment.
This equipment should be installed and operated with minimum distance of 20 cm between the radiator and your body.
This transmitter must not be co-located or operating in conjunction with any other antenna or transmitter.

ISED Notice

This device contains licence-exempt transmitter(s)/receiver(s) that comply with Innovation, Science and Economic Development Canada's licence-exempt RSS(s). Operation is subject to the following two conditions:
(1) This device may not cause interference.
(2) This device must accept any interference, including interference that may cause undesired operation of the device.
This Class B digital apparatus complies with Canadian ICES-003(B).
This device complies with RSS-247 of Industry Canada. Operation is subject to the condition that this device does not cause harmful interference.
L'émetteur/récepteur exempt de licence contenu dans le présent appareil est conforme aux CNR d'Innovation, Sciences et Développement économique Canada applicables aux appareils radio exempts de licence. L'exploitation est autorisée aux deux conditions suivantes:
(1) L'appareil ne doit pas produire de brouillage radioélectrique subi, même si le brouillage est susceptible d'en compromettre le fonctionnement.
(2) L'appareil doit accepter tout brouillage radioélectrique subi, même si le brouillage est susceptible d'en compromettre le fonctionnement.
Cet appareil numérique de la Classe B conforme à la norme NMB-003(B) du Canada.
Cet appareil est conforme à la norme RSS-247 d'Industrie Canada. Le fonctionnement est soumis à la condition que cet appareil ne provoque pas d'interférences nuisibles.
ISED Radiation Exposure Statement
This equipment complies with ISED radiation exposure limits set forth for an uncontrolled environment.
This equipment should be installed and operated with minimum distance of 20 cm between the radiator and your body.
This transmitter must not be co-located or operating in conjunction with any other antenna or transmitter.
Cet équipement est conforme aux limites d'exposition aux rayonnements de la ISED établies pour un environnement non contrôlé.
Cet équipement doit être installé et fonctionner à au moins 20cm de distance d'un radiateur ou de votre corps.
Cet émetteur ne doit pas être co-localisé ou fonctionner en conjonction avec une autre antenne ou un autre émetteur.

Scatola	Manuale
PAP 21	PAP 22
Carta	Carta
RACCOLTA	
Verifica le disposizioni del tuo Comune. Separa le componenti e conferiscile in modo corretto.	

SAR Warning
Under normal use of condition, this equipment should be kept a separation distance of at least 20 cm between the antenna and the body of the user. Dans des conditions normales d'utilisation, cet équipement doit être maintenu à une distance d'au moins 20 cm entre l'antenne et le corps de l'utilisateur.

EU Declaration of Conformity
Hereby, Shenzhen Sonoff Technologies Co., Ltd. declares that the radio equipment type S-MATE2 is in compliance with Directive 2014/53/EU. The full text of the EU declaration of conformity is available at the following internet address:
<https://sonoff.tech/usermanuals>

For CE Frequency:
Operation frequency: 2426MHz
Max. RF Output Power: <10dBm

WEEE Disposal and Recycling Information

All products bearing this symbol are waste electrical and electronic equipment (WEEE as in directive 2012/19/EU) which should not be mixed with unsorted household waste. Instead, you should protect human health and the environment by handing over your waste equipment to a designated collection point for the recycling of waste electrical and electronic equipment, appointed by the government or local authorities. Correct disposal and recycling will help prevent potential negative consequences to the environment and human health. Please contact the installer or local authorities for more information about the location, as well as terms and conditions of such collection points.

注意：
—本产品含有锂电池，否则含有化学有害物质；
—本产品含有纽扣电池，如果含有纽扣电池，在2小时内可能导致严重的内部灼伤并可能导致死亡；
—儿童请勿拆卸和拆解废旧的锂电池；
—如果锂电池发生安全警告，禁止使用该产品并移走其重量；
—如果你认为锂电池可能已被存放在身体的任何部位内，立即寻求医疗救助；
—如果将锂电池型的锂电池放在有火或者爆炸等安全失效的危险的；
—锂电池放入入中或者加热炉中，会对锂电池进行物理挤压或切割可能导致爆炸；
—锂电池放置在高温干燥环境中，可能导致爆炸或泄漏可燃液体或气体；
—锂电池放置在低温低气压，可能导致爆炸或泄漏可燃液体或气体。

Do not ingest battery. Chemical Burn Hazard.
This product contains a coin / button cell battery. If the coin / button cell battery is swallowed, it can cause severe internal burns in just 2 hours and can lead to death. Keep new and used batteries away from children. If the battery compartment does not close securely, stop using the product and keep it away from children. If you think batteries might have been swallowed or placed inside any part of the body, seek immediate medical attention. Replacement of a battery with an incorrect type that can defeat a safeguard (for example, in the case of some lithium battery types). Disposal of a battery into a fire or a hot oven, or mechanically crushing or cutting of a battery, that can result in an explosion. Leaving a battery in an extremely high temperature surrounding environment that can result in an explosion or the leakage of flammable liquid or gas. A battery subjected to extremely low air pressure that may result in an explosion or the leakage of flammable liquid or gas.

执行标准: GB 4943.1-2022

产品中有害物质的名称及含量

部件名称	有害物质						
	铅	汞	镉	六价铬	多溴联苯	多溴联苯醚	邻苯二甲酸酯
塑料件	○	○	○	○	○	○	○
电子部件	×	○	○	○	○	○	○
包装材料	○	○	○	○	○	○	○
印刷纸	○	○	○	○	○	○	○
五金件	○	○	○	○	○	○	○

有害物质符合UL 156A 标准声明:
* 表示含有害物质但有害物质含量符合UL 156A 标准规定限量要求以下;
x: 表示含有害物质且在产品中或材料中含量超过UL 156A 标准规定的限量要求。

微功率设备使用说明


(一) 本产品使用的 2.4G (2426MHz) 技术符合“微功率短距离无线电发射设备目录和技术要求”中通用微功率设备类设备的技术要求, 用于数据无线传输, 采用一体化天线, 控制、调整及开关等操作方法请参考产品说明书中相关内容;
(二) 不得擅自改变使用场景或使用条件, 扩大发射频率范围, 加大发射功率 (包括额外加装发射功率放大器), 不得擅自更改发射天线;
(三) 不得对其包含的无线电台 (站) 产生有害干扰, 也不得接受来自有害干扰保护;
(四) 应当遵守辐射射频率的工业、科学及医疗 (ISM) 应用设备的干扰防护其包含的无线电台 (站) 干扰;
(五) 对于其他包含的无线电台 (站) 产生有害干扰时, 应立即停止使用, 并采取有效措施将干扰电平降低到限值;
(六) 在航空器内和依据法律法规、国家有关规定、标准规定的射频频段、无线电频率、无线电台 (站) 设置、使用、接收、发射、接收、发射等民用无线电频率 (站), 航空器内电磁环境保护区内使用微功率设备, 应当遵守电磁环境保护及相关法律法规的规定;
(七) 禁止在机场跑道中心点为圆心, 半径5000米的区域内使用各类型模型飞行器;
(八) 微功率设备使用温度应为 10°C~40°C, 供电为 3V 时;

Shenzhen Sonoff Technologies Co., Ltd.
3F & 6F, Bldg A, No. 663, Bulong Rd, Shenzhen, Guangdong, China
ZIP code: 518100 Website: sonoff.tech
Service email: support@tead.cc
MADE IN CHINA

À DÉPOSER EN DÉCHÈTTE EN MAGASIN

Cet appareil et ses piles se recyclent

Points de collecte sur www.quefaireindesdechets.fr
Privilegier la réparation ou le don de votre appareil!



SONOFF

松诺技术

物料名称: S-MATE2 快速指南 V1.1
材料工艺: 105g铜板 四色印刷 手风琴6折页
尺寸规格: 展开: 240x65mm 折后: 40x65mm
编制日期: 2023.06.10
备注: