IP-COM

Quick Installation Guide

48GE+2SFP Unmanaged Switch
G1050F

Package contents

- Switch x 1
- Power cord x 1
- L-shaped bracket x 2
- Screw (M4*8 mm) x 8
- Footpad x 4
- Quick installation guide x 1

This guide instructs how to install and connect the device. For details, please visit www.ip-com.com.cn

1 Device installation

1.1 Preparation for installation

- Rack mounting: ESD bracelet (or ESD gloves), screwdriver, screws (suitable for securing the switch to the rack)
- Wall mounting: ESD bracelet (or ESD gloves), marker, hammer drill, rubber hammer, screwdriver, expansion bolts (M6*40 mm), screws (PA5*25 mm, head diameter: 10 mm)
- Desktop mounting: ESD bracelet (or ESD gloves)

1.2 Installation

• Rack mounting (to a standard 19-inch rack)

Step 1 Ensure that the rack is stable and level, and is properly grounded.

Step 2 Fix the two L-shaped brackets to both sides of the switch with the included screws.

Step 3 Choose a proper height and fix the L-shaped brackets to the rack with screws (self-prepared). Ensure that the switch is stable on the rack.

• Wall mounting

Note: - Do **NOT** install the switch with its ventilation openings facing down; otherwise, there will be potential safety hazards.
- This switch can only be installed in a concrete or non-flammable wall.

Step 1 Rotate the two L-shaped brackets by 90 degrees and fix them to both sides of the switch with the included screws.

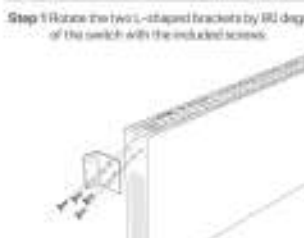

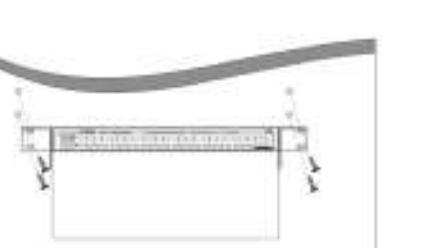

Step 2 Place the switch horizontally onto the wall with its RJ45 ports facing upward, and then mark the screw holes with the marker.

Step 3 Drill holes in the marked positions, and then hammer the expansion bolts (self-prepared, M6*40 mm) into the holes.

Step 4 Pass the screws (self-prepared, PA5*25 mm, head diameter: 10 mm) through the holes of the two L-shaped brackets, and secure the screws into the expansion bolts with a screwdriver. Ensure that the switch is installed firmly with its RJ45 ports facing upward.

• Desktop mounting

Paste the four footpads to the corresponding four recesses on the bottom of the switch. Then turn the switch upside down, and place it on a big enough, clean, stable and flat desktop.

2 Device connection

The typical network topology of this switch is as shown below.

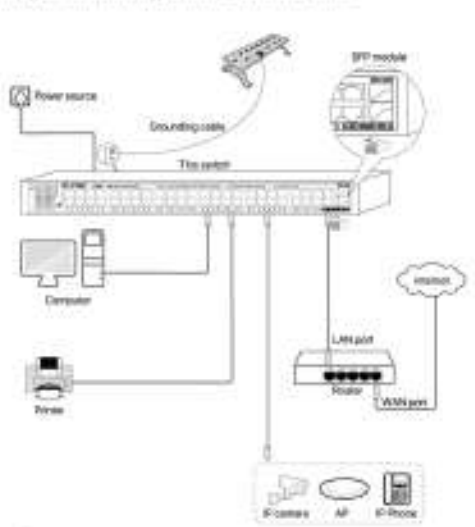

Tips
The switch supports auto MDI/MDIX. You can use either a straight-through cable or a crossover cable to connect the switch to the Ethernet devices.

After connection, you can check whether the switch is connected properly or change its operating mode according to the following table.

LED indicator/button	Description
Power	**Solid on**: The switch is powered on properly. **Off**: The switch is not powered on, or not powered on properly.
Link/Act	**Solid on**: The port is connected to a device, but no data is being transmitted over the port. **Blinking**: The port is connected to a device and data is being transmitted over the port. **Off**: The port is not connected or is not connected properly. A green LED indicator indicates that the negotiation rate of the port is 1000 Mbps, while an orange LED indicator indicates a rate of 10 Mbps or 100 Mbps.
VLAN	**Solid on**: VLAN mode is turned on. Ports 1 to 48 cannot communicate with each other, but can communicate with ports 47 to 50. **Off**: VLAN mode is turned off. The switch functions as an ordinary unmanaged switch, and all ports can communicate with each other.
Mode	VLAN on/off button. Used to turn on/off the VLAN mode.

Technical Support
Address: Room 101, Unit A, First Floor, Tower E3, No.1001, Zhongshanyuan Road, Nanshan District, Shenzhen, China. 518052
Tel: (86755) 2765 7098
Email: info@ip-com.com.cn
Website: www.ip-com.com.cn

Copyright
©2020 IP-COM Networks Co., Ltd. All rights reserved.
This documentation (including pictures, images, and product specifications, etc.) is for reference only. To improve internal design, operational function, and/or reliability, IP-COM reserves the right to make changes to the products described in this document without obligation to notify any person or organization of such revisions or changes.

Specifications — English

Model		G1050F
Port	10/100/1000 Mbps RJ45 port	48
	1000 Mbps SFP port	2 independent SFP ports
Performance	Switching mode	Store-and-forward
	MAC address table learning	Auto-aging, auto-learning
	MAC address table	16 K
Dimensions (L x W x H)		440 mm x 240 mm x 44 mm
Input voltage		100 - 240V AC, 50/60Hz, 1.5A
Lightning protection	RJ45 port	Common mode: 6 kV
	Power supply	Common mode: 6 kV Differential mode: 4 kV
Operating environment		Temperature: 0°C - 45°C Humidity: (10% - 90%) RH, non-condensing
Storage environment		Temperature: -40°C - 70°C Humidity: (5% - 90%) RH, non-condensing
Data transmission rate		Ethernet: 10 Mbps (half duplex)/20 Mbps (full duplex) Fast Ethernet: 100 Mbps (half duplex) 200 Mbps (full duplex) Gigabit Ethernet: 2000 Mbps (full duplex)
Transmission media		Ethernet: CAT3 UTP/STP or better Fast Ethernet: CAT5 UTP/STP or better Gigabit Ethernet: CAT5e or CAT6 UTP/STP 1000Base-SX: MMF 1000Base-LX: MMF or SMF
Network standards		IEEE 802.3, IEEE 802.3u, IEEE 802.3x, IEEE 802.3ab, IEEE 802.3z

Характеристики — Русский

Модель		G1050F
Порт	Порт RJ45 10/100/1000 Мбит/с	48
	Порт SFP 1000 Мбит/с	2 независимых SFP-порта
[illegible]	Режим переключения	[illegible]
	Изучение MAC-адресов	[illegible]
	Таблица MAC-адресов	16 K
Размеры (Д x Ш x В)		440 мм x 240 мм x 44 мм
Входное напряжение		[illegible]
Молниезащита	Порт RJ45	[illegible]
	[illegible]	[illegible]
Рабочая среда		[illegible]
Условия хранения		[illegible]
Скорость передачи информации		[illegible]
Средства передачи		[illegible]
Стандарты сети		[illegible]

Спецификации — Български

Модел		G1050F
Порт	10/100/1000 Mbps RJ45 порт	48
	1000 Mbps SFP порт	[illegible]
Технически показатели	Режим на превключване	[illegible]
	Обучаване на MAC адреси	[illegible]
	Таблица с MAC адреси	16 K
Размери (Д x Ш x В)		440 mm x 240 mm x 44 mm
Входящо напрежение		100 - 240 V AC, 50/60 Hz, 1,5 A
Мълниезащита	RJ45 порт	[illegible]
	Захранване	[illegible]
Работна среда		[illegible]
Среда на съхранение		[illegible]
Скорост на предаване на данни		[illegible]
Носител за предаване		[illegible]
Мрежови стандарти		[illegible]

Spezifikationen — Deutsch

Modell		G1050F
Port	10/100/1000 Mbit/s RJ45-Port	48
	1000 Mbit/s SFP-Port	2 unabhängige SFP-Ports
Leistung	Modus wechseln	[illegible]
	MAC-Adresstabelle lernen	[illegible]
	MAC-Adresstabelle	16 K
Abmessungen (L x B x H)		440 mm x 240 mm x 44 mm
Nennspannung		100 - 240 V AC, 50/60 Hz, 1,5 A
Blitzschutz	RJ45-Port	[illegible]
	Stromversorgung	[illegible]
Betriebsumgebung		[illegible]
Lagerumgebung		[illegible]
Datenübertragungsrate		[illegible]
Übertragungsmedien		[illegible]
Netzwerkstandards		[illegible]

Specifiche — Italiano

Modello		G1050F
Porte	Porta RJ45 10/100/1000 Mbps	48
	Porta SFP 1000 Mbps	2 porte SFP indipendenti
Prestazioni	Modalità switching	[illegible]
	Apprendimento degli indirizzi MAC	[illegible]
	Tabella degli indirizzi MAC	16 K
Dimensioni (L x P x A)		440 mm x 240 mm x 44 mm
Tensione di ingresso		[illegible]
Protezione contro i fulmini	Porta RJ45	[illegible]
	Alimentazione	[illegible]
Ambiente operativo		[illegible]
Ambiente di immagazzinaggio		[illegible]
Velocità di trasmissione dati		[illegible]
Mezzi di trasmissione		[illegible]
Standard di rete		[illegible]

Especificações — Português

Modelo		G1050F
Porta	Porta RJ45 10/100/1000 Mbps	48
	Porta SFP 1000 Mbps	2 portas SFP independentes
Desempenho	Modo de comutação	[illegible]
	Aprendizagem de endereços MAC	[illegible]
	Tabela de endereços MAC	16 K
Dimensões (C x L x A)		440 mm x 240 mm x 44 mm
Tensão de entrada		100 - 240V AC, 50/60Hz, 1,5 A
Proteção contra raios	Porta RJ45	[illegible]
	Fonte de energia	[illegible]
Ambiente operacional		[illegible]
Ambiente de armazenamento		[illegible]
Taxa de transmissão de dados		[illegible]
Meios de transmissão		[illegible]
Padrões de rede		[illegible]

Especificaciones — Español

Modelo		G1050F
Puerto	Puerto RJ45 de 10/100/1000 Mbps	48
	Puerto SFP de 1000 Mbps	2 puertos SFP independientes
Rendimiento	Modo de conmutación	[illegible]
	Aprendizaje de direcciones MAC	[illegible]
	Tabla de direcciones MAC	16 K
Dimensiones (L x An x Al)		440 mm x 240 mm x 44 mm
Voltaje de entrada		100 - 240 V CA, 50/60 Hz, 1,5 A
Protección contra rayos	Puerto RJ45	[illegible]
	Fuente de alimentación	[illegible]
Entorno de funcionamiento		[illegible]
Entorno de almacenamiento		[illegible]
Velocidad de transmisión de datos		[illegible]
Medios de transmisión		[illegible]
Estándares de red		[illegible]

Spécifications — Français

Modèle		G1050F
Port	Port RJ45 10/100/1000 Mbps	48
	Port SFP 1000 Mbps	2 ports SFP indépendants
Performance	Mode de commutation	[illegible]
	Apprentissage des adresses MAC	[illegible]
	Tableau des adresses MAC	16 K
Dimensions (L x W x H)		440 mm x 240 mm x 44 mm
Tension d'entrée		100 - 240V AC, 50/60Hz, 1,5A
Protection contre la foudre	Port RJ45	[illegible]
	Alimentation électrique	[illegible]
Environnement opérationnel		[illegible]
Environnement de stockage		[illegible]
Taux de transmission des données		[illegible]
Support de transmission		[illegible]
Normes réseau		[illegible]

Dane techniczne — Polski

Model		G1050F
Port	Port RJ45 10/100/1000 Mb/s	48
	Port SFP 1000 Mb/s	[illegible]
Wydajność	Tryb przełączania	[illegible]
	Nauka adresów MAC	[illegible]
	Tabela adresów MAC	16 K
Wymiary (dł. x szer. x wys.)		440 mm x 240 mm x 44 mm
Napięcie wejściowe		[illegible]
Ochrona odgromowa	Port RJ45	[illegible]
	Zasilanie	[illegible]
Środowisko pracy		[illegible]
Środowisko przechowywania		[illegible]
Szybkość transmisji danych		[illegible]
Środki transmisji		[illegible]
Standardy sieciowe		[illegible]

Specificații — Română

Model		G1050F
Port	Port RJ45 10/100/1000 Mbps	48
	Port SFP 1000 Mbps	[illegible]
Performanță	Switching mode	[illegible]
	MAC address table learning	[illegible]
	MAC address table	16 K
Dimensiuni (L x l x Î)		440 x 240 x 44 mm
Tensiune de intrare		[illegible]
Protecție împotriva descărcărilor electrice	Port RJ45	[illegible]
	Sursa de alimentare	[illegible]
Mediu de funcționare		[illegible]
Mediu de depozitare		[illegible]
Viteză de transmisie a datelor		[illegible]
Media de transmisie		[illegible]
Standard rețea		[illegible]

Specifikáció — Magyar

Modell		G1050F
Port	10/100/1000 Mb/s RJ45 port	48
	1000 Mb/s SFP port	[illegible]
Működés	Kapcsolási mód	[illegible]
	MAC-címtáblázat tanulás	[illegible]
	MAC-címtáblázat	16 K
Méretek (H x Sz x M)		440 mm x 240 mm x 44 mm
Bemeneti feszültség		[illegible]
Villámvédelem	RJ45 port	[illegible]
	Tápellátás	[illegible]
Működési környezet		[illegible]
Tárolási környezet		[illegible]
Adatátviteli sebesség		[illegible]
Átviteli közeg		[illegible]
Hálózati szabványok		[illegible]

Özellikler — Türkçe

Model		G1050F
Port	10/100/1000 Mbps RJ45 portu	48
	1000 Mbps SFP portu	[illegible]
Performans	Anahtarlama modu	[illegible]
	MAC adres öğrenme	[illegible]
	MAC adres tablosu	16 K
Boyutlar (B x E x Y)		440 mm x 240 mm x 44 mm
Giriş Gerilimi		[illegible]
Yıldırım koruması	RJ45 portu	[illegible]
	Güç kaynağı	[illegible]
Çalışma ortamı		[illegible]
Depolama ortamı		[illegible]
Veri iletim hızı		[illegible]
İletim Ortamları		[illegible]
Ağ Standartları		[illegible]

المواصفات — العربية

الطراز		G1050F
المنافذ	منفذ RJ45 بسرعة 10/100/1000 Mbps	48
	منفذ SFP بسرعة 1000 Mbps	2 منفذ SFP مستقلة
الأداء	نمط التحويل	[illegible]
	تعلم جدول عناوين MAC	[illegible]
	جدول عناوين MAC	16K
الأبعاد (الطول × العرض × الارتفاع)		440 مم × 240 مم × 44 مم
جهد الإدخال		[illegible]
الوقاية من الصواعق	منفذ RJ45	[illegible]
	مصدر الطاقة	[illegible]
بيئة التشغيل		[illegible]
بيئة التخزين		[illegible]
معدل نقل البيانات		[illegible]
وسط الإرسال		[illegible]
معايير الشبكة		[illegible]

Safety and statement

Safety Precautions

Before performing an operation, read the operation instructions and precautions to be taken, and follow them to prevent accidents. The warning and danger items in other documents do not cover all the safety precautions that must be followed. They are only supplementary information, the installation and maintenance personnel need to understand the basic safety precautions to be taken.

1. Do not use this apparatus near water.
2. Clean only with dry cloth.
3. Do not block any ventilation openings, such as newspapers, table-cloth, curtains, etc.
4. Do not install near any heat sources such as radiators, heat registers, stoves or other apparatus that produce heat.
5. Do not damage the ground conductor or operate the device in the absence of well installed ground conductor. Conduct the appropriate electrical inspection.
6. Protect the power cord from being walk on or pinched particularly at the plugs, convenience receptacles and at the point where they exit from the apparatus.
7. Only use attachments/accessories specified by the manufacturer.
8. Unplug this apparatus during lighting storms or when unused for long periods of time.
9. Mains plug is used as the disconnect device, the disconnect device shall remain readily operable.
10. Refer all servicing to qualified service personnel. Servicing is required when the apparatus has been damaged in any way, such as power-supply cord or plug is damaged, liquid has been spilled or objects have fallen into the apparatus, the apparatus has been exposed to rain or moisture, does not operate normally, or has been dropped.
11. Warning: To reduce the risk of fire or electric shock, do not expose this apparatus to rain or moisture. The apparatus shall not be exposed to dripping or splashing.
12. Warning: To reduce the risk of electric shock, do not remove cover as there no user-serviceable parts inside. Refer servicing to qualified personnel.

CE Mark Warning

This is a Class A product. In a domestic environment, this product may cause radio interference, in which case the user may be required to take adequate measures.

The mains plug is used as disconnect device, the disconnect device shall remain readily operable.

NOTE: (1) The manufacturer is not responsible for any radio or TV interference caused by unauthorized modifications to this equipment. (2) To avoid unnecessary radiation interference, it is recommended to use a shielded RJ45 cable.

FCC Statement

This equipment has been tested and found to comply with the limits for a Class A digital device, pursuant to Part 15 of the FCC Rules. These limits are designed to provide reasonable protection against harmful interference when the equipment is operated in a commercial environment. This equipment generates, uses, and can radiate radio frequency energy and, if not installed and used in accordance with the instruction manual, may cause harmful interference to radio communications. Operation of this equipment in a residential area is likely to cause harmful interference in which case the user will be required to correct the interference at his own expense.

Operation is subject to the following two conditions: (1) this device may not cause harmful interference, and (2) this device must accept any interference received, including interference that may cause undesired operation.

Caution!

Any changes or modifications not expressly approved by the party responsible for compliance could void the user's authority to operate the equipment.

NOTE: (1) The manufacturer is not responsible for any radio or TV interference caused by unauthorized modifications to this equipment. (2) To avoid unnecessary radiation interference, it is recommended to use a shielded RJ45 cable.

RECYCLING

This product bears the selective sorting symbol for Waste electrical and electronic equipment (WEEE). This means that this product must be handled pursuant to European directive 2012/19/EU in order to be recycled or dismantled to minimize its impact on the environment.

User has the choice to give his product to a competent recycling organization or to the retailer when he buys a new electrical or electronic equipment.