QUICK GUIDE

HDSmartIPC

App Store

Google play

1.Download & Install the HDSmartIPC App



2.Plug in power & Turn on camera & Wait 1min



3.Connect camera's Wi-Fi (AI ... ... , no password)

4.Enter App, pull down the blank area and release to add the online LAN camera automatically

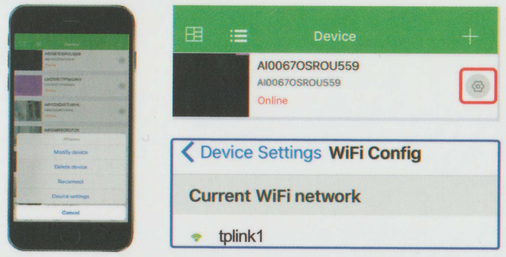

5.Device Setting & Wi-Fi Config & Input 2.4G Wi-Fi info

6.Device restart (in 1 minute) & Wi-Fi Live Video