

B925F Fire and intrusion keypad, SDI2

www.boschsecurity.com



BOSCH

Invented for life



- ▶ Combination fire and intrusion keypad with fire function keys: ACK, SILENCE, RESET, and DRILL
- ▶ 2-line LCD display with up to 32 character point, user, and area names
- ▶ Simple menu-style user interface with dedicated function buttons for common commands, including status indication
- ▶ Quickly identifiable, visual indicators for critical system statuses
- ▶ Simple installation with self-locking base and chassis design, plus built-in bubble level

The B925F Fire Keypad is a fully supervised SDI2 device for combined fire/burglary applications. Each keypad has backlit keys, a display with user-adjustable brightness that shows system messages, and a sounder. The sounder emits distinct condition tones to alert you to a fire alarm, a fire trouble, or fire supervisory events as they occur. The keypad includes fire status indicators and fire function keys.

Functions

LCD display

The keypad uses words, numbers, and symbols to show the status of the security system. When several events occur, the keypad shows each event in order of priority.

Keys

Each keypad has 10 number keys, 4 Intrusion function keys, and 5 navigation keys.

When pressed, keys turn on keypad backlighting and emit the keypress tone (short beep). The keypad has 4 Fire function keys:

- ACK. Press to acknowledge the system alarm or trouble condition.
- SILENCE. Press to silence fire alarms or troubles.

- RESET. Press to reset devices such as smoke detectors, and clear restored points.
- DRILL. Press and hold to initiate a fire drill.

Audible tones

The keypad has a built-in sounder that produces several distinct warning tones. The tones are differentiated so that the user can recognize an event simply by hearing its associated tone.





Status indicators

The status indicators on the keypad provide a quick visual reference for system status.

	The indicator lights when the system is ready to turn on (arm).
	The indicator lights when the system is on (armed).
	The indicator lights when dangerous gases are present including carbon monoxide (NFPA 720).
	The indicator lights when the system has power.

Fire status indicators

In conjunction with the display and status indicators, the fire keypad includes Fire status indicators.

	The indicator lights when a fire alarm condition exists.
	The indicator lights when a user silenced a fire alarm condition.
	The indicator lights when a supervisory point is not normal.
	The indicator lights when there is a trouble condition

Certifications and approvals

Region	Regulatory compliance/quality marks	
USA	ANSI-SIA	CP-01-2010-Control Panel Standard - Features for False Alarm Reduction
	UL	UL 365 - Police Station Connected Burglar Alarm Units
	UL	UL 609 - Standard for Local Burglar Alarm Units and Systems
	UL	UL 636 - Holdup Alarm Units and Systems
	UL	UL 864 - Standard for Control Units and Accessories for Fire Alarm Systems
	UL	UL 985 - Household Fire Warning System Units
	UL	UL 1023 - Household Burglar Alarm System Units
	UL	UL 1076 - Proprietary Burglar Alarm Units and Systems
	UL	UL 1610 - Central Station Burglar Alarm Units
	UL	[B9512G, B9512G-E, B8512G, B8512G-E, B299, B600, B901, B925F, B926F]
Canada	UL	UL 294 - Standard for Access Control Units and Systems
	UL	UL 1635 - Standard for Digital Alarm Communicator System Units
	CSFM	California Office of The State Fire Marshall
	ULC	CAN/ULC S303 - Local Burglar Alarm Units and Systems
	ULC	CAN/ULC S304 - Standard for Signal Receiving Center and Premise Burglar Alarm
	ULC	CAN/ULC S545 - Residential Fire Warning System Control Units
	ULC	ULC-ORD C1023 - Household Burglar Alarm System Units
	ULC	ULC-ORD C1076 - Proprietary Burglar Alarm Units and Systems

Region	Regulatory compliance/quality marks	
	ULC	[B9512G, B9512G-E, B8512G, B8512G-E, B299, B600, B901, B925F, B926F]
	IC	ICES-003 - Information Technology Equipment (ITE)

Installation/configuration notes

Mounting considerations

Mount in indoor, dry locations.

Power supply

A compatible control panel supplies the power and data requirements to the keypad through a four-wire connection.

Enclosure and wiring

The sliding self-locking enclosure has an integrated bubble level and custom gap-free, lift-gate style terminal blocks to make installation easier.

Compatible control panels

B9512G/B9512G-E

B8512G/B8512G-E

Parts included

Quantity	Component
1	Keypad
1	Hardware pack
1	Installation Guide
1	User's Quick Reference Guide

Technical specifications

Materials and hardware features

Dimensions	158 mm x 120 mm x 26 mm (6.2 in x 4.7 in x 1 in)
Weight	11.3 oz (0.32 kg)
Material	Acrylonitrile butadiene styrene (ABS) Poly(methyl methacrylate) (PMMA)
Display window	2 line display 18 characters per line
Indicators	Illuminated keys Status indicators Warning and indicating tones

Power requirements

Current	Standby: 35 mA Alarm: 70 mA
Voltage (input)	12 VDC nominal

Environmental considerations

Relative humidity	5% to 93% at +32°C (+90°F)
Temperature (operating)	0°C to +49°C (+32°F to +120°F)

Wiring

Terminal wire size	1.02 mm (18 AWG) to 0.65 mm (22 AWG)
SDI2 wiring	Maximum distance – wire size: 260 m (850 ft) - 0.65 mm (22 AWG) 305 m (1000 ft) - 1.02 mm (18 AWG)

Ordering information**B925F Fire and intrusion keypad, SDI2**

Two-line alphanumeric fire and intrusion keypad.
Order number **B925F**

Accessories**B56 Keypad surface mount box**

Surface mount box for mounting a keypad to concrete or block.

Order number **B56**

B96 Trim plate for keypad

Cover the wall footprint of previous keypads when replacing them with the new, slim design of B Series keypads. The white trim bezel is 8.6 in x 6.3 in x 0.12 in (22 mm x 16 mm x 3 mm).

Order number **B96**

Represented by:

Europe, Middle East, Africa:
Bosch Security Systems B.V.
P.O. Box 80002
5600 JB Eindhoven, The Netherlands
Phone: + 31 40 2577 284
emea.securitysystems@bosch.com
emea.boschsecurity.com

Germany:
Bosch Sicherheitssysteme GmbH
Robert-Bosch-Ring 5
85630 Grasbrunn
Germany
www.boschsecurity.com

North America:
Bosch Security Systems, Inc.
130 Perinton Parkway
Fairport, New York, 14450, USA
Phone: +1 800 289 0096
Fax: +1 585 223 9180
onlinehelp@us.bosch.com
www.boschsecurity.us

Asia-Pacific:
Robert Bosch (SEA) Pte Ltd, Security Systems
11 Bishan Street 21
Singapore 573943
Phone: +65 6571 2808
Fax: +65 6571 2699
apr.securitysystems@bosch.com
www.boschsecurity.asia