

PRODUCT DATASHEET

Floodlight Essential Sensor 50W 4000K

Essentials Floodlights Sensor | Essential Floodlights with Sensor for basic user purposes



Areas of application

- Outdoor
- Building facades

Product benefits

- IP65 protection is suitable for outdoor application (for sensor types 100W, 150W, 200W: IP44, the protection against splash water)
- White satin-frosted diffuser for uniform glare-free light
- Demand based lighting and energy saving thanks to motion and daylight sensor

Product features

- Type of protection, luminaire head and housing: IP65, Type of protection, Sensor: up to IP65
- Adjustable light angle



TECHNICAL DATA

Electrical data

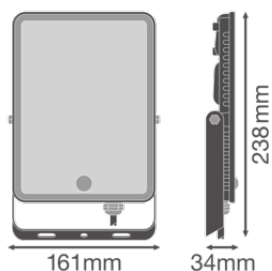
Nominal wattage	50.00 W
Nominal voltage	220...240 V
Mains frequency	50...60 Hz
Nominal current	230.000 mA
Inrush current time T_{h50}	80 μ s
Max. number of luminaires per miniature circuit breaker B16	56
Max. number of luminaires per miniature circuit breaker C16	56
Power factor λ	≥ 0.90
Total harmonic distortion	< 20 %
Protection class	I
Operating mode	Integrated LED driver

Photometrical data

Luminous flux	4500 lm
Total luminous flux of contained light sources	4750 lm
Luminous efficacy	90 lm/W
Color temperature	4000 K
Light color (designation)	Cool White
Color rendering index Ra	≥ 80
Standard deviation of color matching	6 sdc _m
Flickering metric (Pst LM)	-
Stroboscope effect metric (SVM)	-
Photobiological safety group acc. to EN62778	RG1
Photobiological safety group acc. to EN62471	RG1
Beam angle	100 °
UGR	< 28

Dimensions & Weight

Length	238.00 mm
Width	161.00 mm
Height	34.00 mm
Product weight	820.00 g
Cable length	300 mm



Materials & Colors

Product color	Black
Housing color	Black
Body material	Aluminum
Glow Wire Test according to IEC 60695-2-12	650 °C
Mercury content	0.0 mg

Application & Mounting

Ambient temperature range	-20...+40 °C
Type of connection	Cable, 3-pole
Type of protection	IP65
Dimmable	No
Mounting type	Surface
Application environment	Outdoor
LED module replaceable	Not replaceable
With light source	Yes

Lifespan

Lifespan L70/B50 at 25 °C	25000 h ¹⁾
Number of switching cycles	25000

¹⁾ t[h]: L70 / B50 @ 25 °C (Ta), t[h]: L80 / B10 @ 25 °C (Ta), t[h]: L90 / B10 @ 25 °C (Ta)

Sensor

Type of sensor	Motion / Daylight
Sensor detection angle	90 °
Sensor controlled switching time	10 s

Detection range of motion sensor	4 m
Detection threshold of daylight sensor	10...60 lx





Certificates & Standards

Standards	CE / UKCA
Luminaire with limited surface temperature, "D sign"	No
Ball shot safe	No

EQUIPMENT / ACCESSORIES

– Connection cable included

DOWNLOAD DATA

Documents and certificates	
	User instruction
	Packaging insert
	Declarations Of Conformity CE
	Declarations Of Conformity UKCA

LOGISTICAL DATA

Product code	Packaging unit (Pieces/Unit)	Dimensions (length x width x height)	Gross weight	Volume
4058075768390	Folding box 1	38 mm x 165 mm x 249 mm	883.00 g	1.56 dm ³
4058075768406	Shipping box 12	351 mm x 243 mm x 273 mm	11008.00 g	23.28 dm ³

The mentioned product code describes the smallest quantity unit which can be ordered. One shipping unit can contain one or more single products. When placing an order, for the quantity please enter single or multiples of a shipping unit.

DISCLAIMER

Subject to change without notice. Errors and omission excepted. Always make sure to use the most recent release.