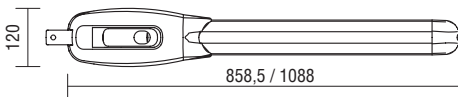
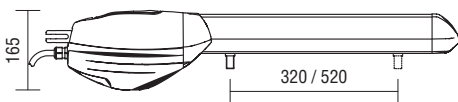
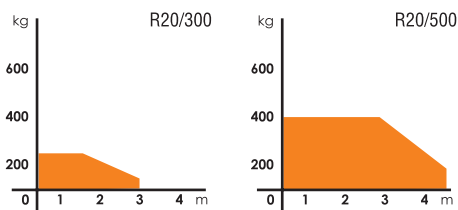


R20



R20		R20/300	R20/500
Alimentare	V	230V AC - 50Hz	230V AC - 50Hz
Alimentare motor	V	230V AC	230V AC
Putere consumata	W	200	200
Consum	A	1,1	1,1
Forta max.	N	2500	2500
Cursa	mm	320	520
Timp de deschidere 90°	s	19	27
Ciclu de utilizare	%	40	40
Protectie termica	°C	140	140
Temperatura de lucru	°C	-20+55	-20+55
Grad de protectie	IP	43	43
Viteza	cm/s	1,66	1,66
Limitator capat cursa la deschidere		microswitch	microswitch
Dimensiune max. pe canal	m	3	5
Unitate de comanda		H70/200AC	H70/200AC

Motor	Alimentare	Fmax	Cursa	D
R20/300	230 V	2500 N	320 mm	3 m
R20/500	230 v	2500 N	520 mm	5 m

KIT	Motor	Unitate de comanda H70/200AC	Telecomanda M80/TX44R	Receptor Radio H93/RX22A/I	Lampa Semnalizare R92/LED 230	Fotocelule de Protectie Zoom Zmini	Porti batante in 2 canale de max. (m)
-----	-------	------------------------------	-----------------------	----------------------------	-------------------------------	------------------------------------	---------------------------------------



KIT R20 / 320	2x R20/300	1x	2x	1x			3 m
KIT R20 / 310	2x R20/300	1x	2x	1x	1x	2x	3 m
KIT R20 / 520	2x R20/500	1x	2x	1x	1x	2x	5 m