

Tapo Smart Hub

Tapo H200



Up to 64 +4
Devices



Local microSD Storage
(Up to 512 GB)[†]



Smart Alarm

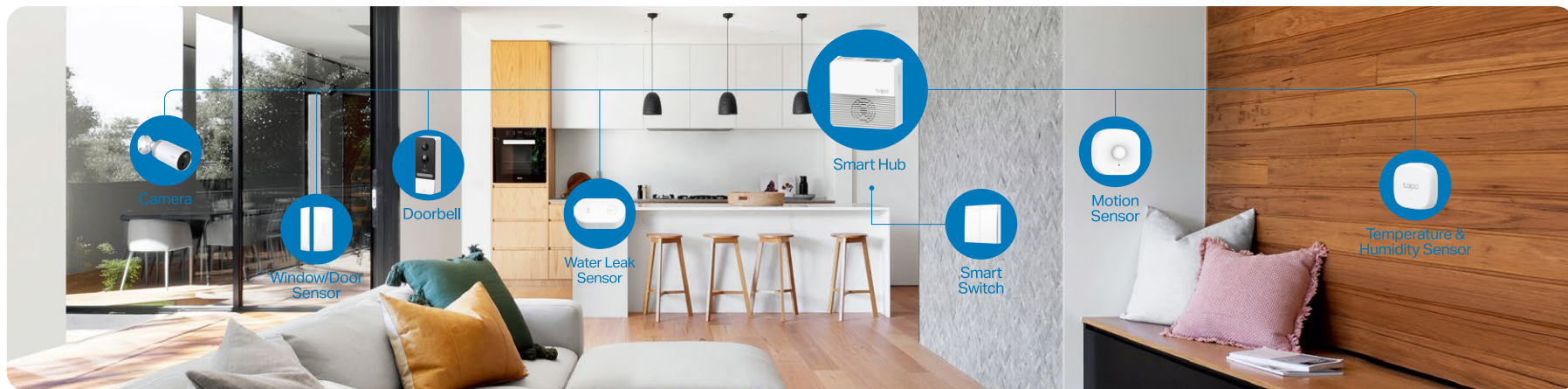


Smart Chime

// Highlight

Connects Up to 64 + 4 Devices

Build your smart home ecosystem with up to 64 sensors, Sub-1G switches* or buttons + 4 cameras or video doorbells (Tapo C420, Tapo C400, and Tapo D230) connected. Easily and remotely control all of your devices from anywhere, at anytime through Tapo app.



*Tapo H200 only supports sub-1G devices working in specified frequency bands: 863.35MHz, 864.35MHz, 868.35MHz (for EU/UK) or 920.9MHz, 921.7MHz, 922.3MHz (for US/AU).

Note: Tapo H200 can only be used indoors and needs to be matched with other Tapo smart devices (sensors, buttons, Sub-1G switches, cameras, and video doorbells, purchased separately).


Smart Alarm & Chime

Use the hub as a smart alarm or chime to protect your home security by coordinating with your Tapo smart cameras, video doorbells, sensors, and more.^Δ



Local microSD Storage (Up to 512 GB)

Save recorded videos from your smart cameras and doorbells to a microSD card[†] (up to 512 GB).



[†]microSD card purchased separately.

^ΔSmart sensors or buttons sold separately.

Note: Tapo H200 can only be used indoors and needs to be matched with other Tapo smart devices (sensors, buttons, Sub-1G switches, cameras, and video doorbells, purchased separately).

// Features

- **Ultra-Low-Power Performance**

An ultra-low-power wireless protocol extends your usage and ensures your battery-powered devices work longer.

- **Reliable Smart Actions**

Create smart actions and enjoy reliable hands-free home automation by using the hub with other Tapo smart devices.

- **Real-Time Notifications**

Monitor your entire home and all connected devices to get instant alerts when the activity is detected.

- **Device Sharing**

Easily share management permissions with each member of your family.

- **19 Ringtone Options**

Multiple built-in ringtones (bark, siren, doorbell, and more) and adjustable volume for your customized scenarios.

- **Voice Activated**

Works with Amazon Alexa and Google Home to control sensors, cameras or other Tapo devices with your voice.

- **Schedule & Timer**

Set customized schedules for your smart sensors, cameras, or other Tapo devices to get an automatic smart life.

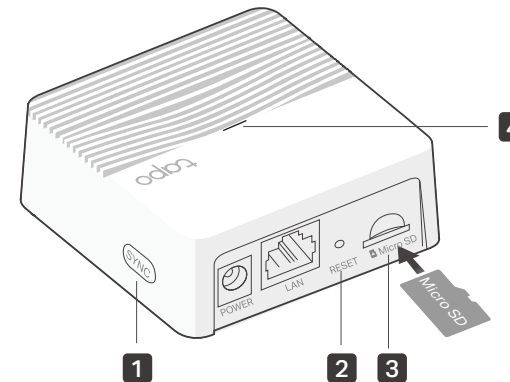
// Specifications

- Button: Reset/SYNC Button
- Wireless: 2.4 GHz Wi-Fi, Sub-1G*
- Adapter Input: 100-240 V, 50/60 Hz, 0.3A
- Adapter Output: 9V , 0.85A
- Dimensions (L x W x H): 2.8 x 2.8 x 1.2 in.
(71.45*71.45*31.25mm)
- Package Contents:

Tapo H200	Quick Start Guide
RJ45 Ethernet Cable	DC Power Adapter
- Certifications: CE, RoHS, RCM,
- Operating Temperature: 0 °C – 40 °C (32°F–104°F)
- Storage Temperature: -20 °C ~60 °C (-4°F~140°F)
- Operating Humidity: 10%~90%RH, Non-condensing
- Storage Humidity: 5%~90%RH, Non-condensing

*Tapo H200 only supports sub-1G devices working in specified frequency bands: 863.35MHz, 864.35MHz, 868.35MHz (for EU/UK) or 920.9MHz, 921.7MHz, 922.3MHz (for US/AU).
Note: Tapo H200 can only be used indoors and needs to be matched with other Tapo smart devices (sensors, buttons, Sub-1G switches, cameras, and video doorbells, purchased separately).

// Device Appearance



1 SYNC Button

Press to pair with the camera/video doorbell/sensor/button/Sub-1G switch, or silence the hub when it rings.

2 RESET

Use a pin to press and hold for about 5 seconds until the hub LED quickly blinks red to reset the hub.

3 microSD Card Slot

Insert a microSD card to record camera videos locally. Initialize the microSD card within the Tapo app first.

*microSD card not included.

4 Status LED

Indicate the status of your hub.

Notes: Connect up to 4 cameras or video doorbells to a hub.

For more information, please visit <https://www.tapo.com/>
Specifications are subject to change without notice. All brands and product names are trademarks or registered trademarks of their respective holders.
©2023 TP-Link