

Physical Specifications

Part Number: AGM EV TED12150
 Product Code: TED003775
 Length: 151 mm (5.94 inches)
 Width: 99 mm (3.90 inches)
 Height: 98 mm (3.86 inches)
 Height with terminal: 102 mm (4.01 inches)
 Weight: 3.9 kg (8.6 lbs)

Standard case material is flame retardant to (UL94) HBO. TED Electric provide an extremely reliable and versatile range of valve regulated lead acid batteries. Their unique construction and sealing techniques protect against electrolyte leakage. It provides safe & effective operation at any orientation. TED Electric batteries meet all International Air Transport Association Dangerous Goods Regulations requirements.

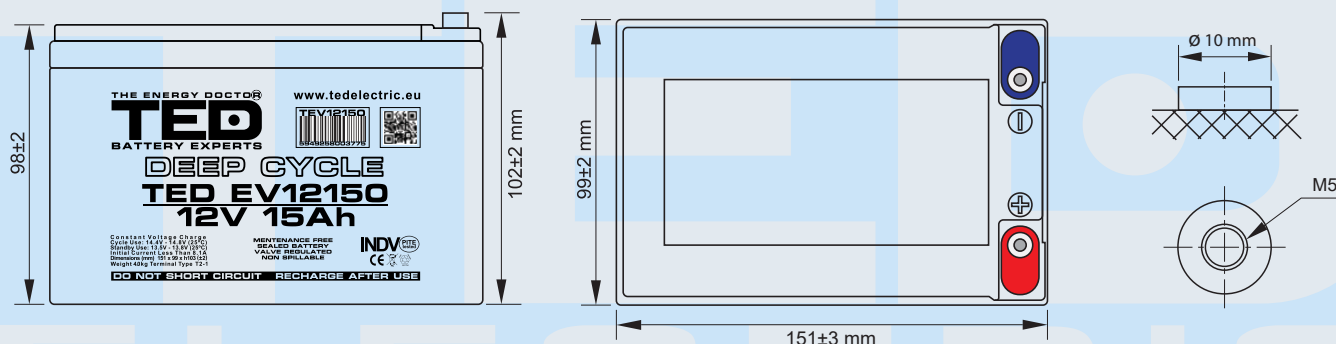


Specifications

- Terminal Type: Standard M5
- Design Floating Life 20°C (68°F): 5-7 Years
- Design Cycle Times: 500 cycles at 100% DOD / 1000 cycles at 60% DOD / 1800 cycles at 40% DOD
- Max. Discharge Current: 120A (5 sec.)
- Internal Resistance: ~ 12mΩ
- Cycle Use: Initial Charging Current < 3.5A; Voltage 14.4-14.8V at 25°C (77°F); Temperature Coefficient -30mV/°C;
- Stand-by Use: No limit on Initial Charging Current; Voltage 13.5-13.8V at 25°C (77°F); Temperature Coefficient -30mV/°C;
- Self Discharge: TED Batteries can be stored for up to 23 months at 10°C and then refresh charge is required. For higher temperatures, the time interval will be shorter.

Rated Capacity			Operating Temp. Range			Capacity / Storage Time	
15Ah	20h Rate	1.80V/cell	Discharge	-15°C ~ 50°C	5°F ~ 122°F	3 Months	90% Capacity
13.2Ah	10h Rate	1.75V/cell	Charge	0°C ~ 40°C	32°F ~ 104°F	6 Months	80% Capacity
12.9Ah	5h Rate	1.75V/cell	Storage	-15°C ~ 40°C	5°F ~ 104°F	9 Months	60% Capacity
12Ah	2h Rate	1.75V/cell	Optimum	25°C ± 2°C	77°F ± 5°F	12 Months	45% Capacity

Dimensions



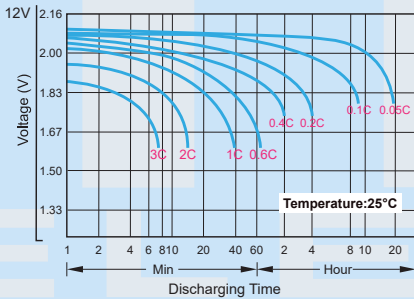
Constant Current Discharge (Amperes) at 25°C

F.V / Time	30 min	45 min	1 h	2 h	3 h	4 h	5 h	6 h	8 h	10 h	20 h
1.85V / cell	16.0	11.5	9.08	5.19	3.63	2.81	2.33	1.99	1.55	1.26	0.689
1.80V / cell	16.6	11.8	9.35	5.37	3.71	2.90	2.43	2.06	1.59	1.29	0.750
1.75V / cell	17.1	12.2	9.70	6.00	4.04	3.03	2.58	2.16	1.64	1.32	0.726
1.70V / cell	17.5	12.5	10.0	6.04	4.08	3.11	2.60	2.21	1.68	1.36	0.742
1.67V / cell	17.9	13.0	10.4	6.10	4.14	3.18	2.68	2.25	1.71	1.38	0.749
1.60V / cell	18.4	13.3	10.6	6.30	4.28	3.27	2.71	2.31	1.76	1.42	0.755

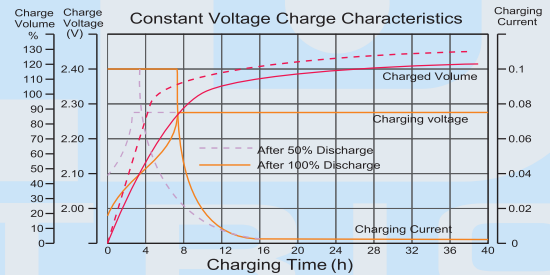
Constant Power Discharge (Watts) at 25°C

F.V / Time	30 min	45 min	1 h	2 h	3 h	4 h	5 h	6 h	8 h	10 h	20 h
1.85V / cell	31.3	22.5	18.0	10.3	7.29	5.66	4.70	4.02	3.14	2.56	1.40
1.80V / cell	32.3	23.0	18.4	10.7	7.42	5.81	4.87	4.15	3.21	2.62	1.52
1.75V / cell	33.1	23.9	19.1	11.9	8.03	6.06	5.16	4.34	3.29	2.66	1.47
1.70V / cell	33.7	24.3	19.6	11.9	8.07	6.16	5.17	4.40	3.35	2.71	1.49
1.67V / cell	34.2	25.0	20.2	11.9	8.13	6.28	5.29	4.46	3.40	2.74	1.50
1.60V / cell	34.8	25.4	20.4	12.2	8.35	6.41	5.32	4.53	3.46	2.81	1.51

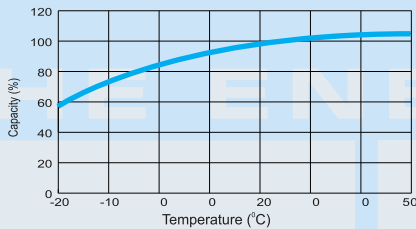
Discharge Characteristics



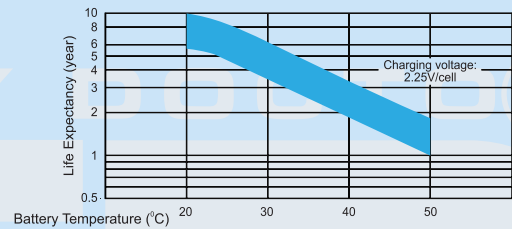
Float Charge Characteristics



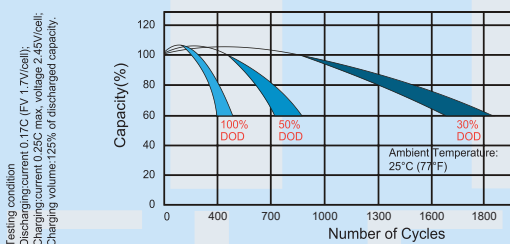
Temperature Effects - Battery Capacity



Temperature Effects - Long Term Float Life



Cycle Life - Depth of Discharge



Self Discharge Characteristics

