

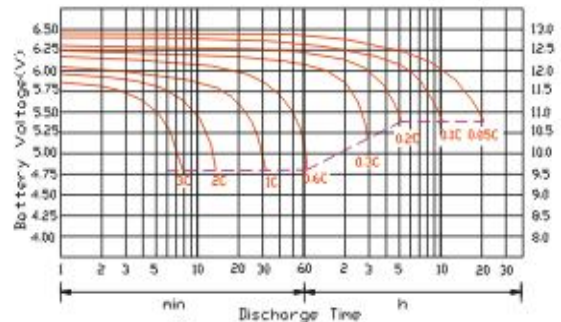
● Specifications

Nominal Voltage		12V
Rated Capacity		40Ah
Dimensions	Total Height	6.69 inches (170mm)
	Height	6.69 inches (170mm)
	Length	7.76 inches (197mm)
	Width	6.50 inches (165mm)
Approximate Weight		30.86 lbs. (14.0kg)

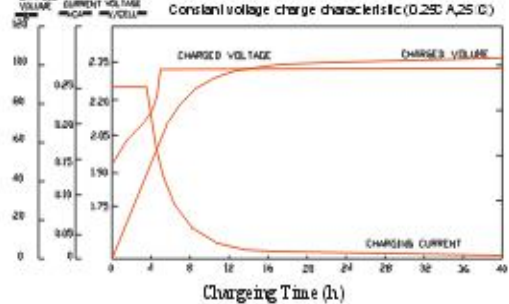
● Characteristic

Capacity 77°F(25°C)	20h rate	42.0Ah
	10h rate	40.0Ah
	5h rate	34.0Ah
	1h rate	23.3Ah
	15 min rate	17.0Ah
Internal Resistance	Full Charged Battery 77°F(25°C)	Approx. 10mΩ
Capacity Affected by Temperature (20h rate)	104°F(40°C)	102%
	77°F(25°C)	100%
	32°F(0°C)	85%
	5°F(-15°C)	65%
Self-Discharge 68°F(20°C) (Capacity after)	3 month storage	90%
	6 month storage	80%
	12 month storage	60%
Max. Discharge Current 77°F(25°C)	320A(5s)	
CCA (-18°C)	260A	
Terminal	T11	
Charge (Constant Voltage, 25°C)	Cycle	14.4~14.7V(-24mV/°C) max. current: 12A
	Float	13.6~13.8V(-18mV/°C)

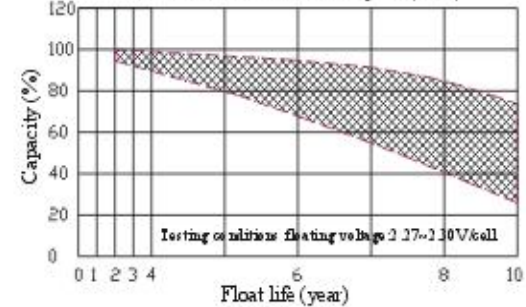
DISCHARGE CHARACTERISTICS AT 25°C(77°F)



Charge characteristic curve



Life characteristics of standby use (25°C)



Constant Current Discharge Characteristics (A, 25°C)

F.V/TIME	5min	10min	15min	30min	60min	3h	5h	10h	20h
9.60V	112	86.0	68.0	42.0	26.0	10.7	7.34	4.16	2.18
10.2V	106	81.7	65.3	40.4	24.6	10.5	7.21	4.12	2.16
10.5V	101	77.4	61.9	38.4	23.3	10.3	7.00	4.08	2.14
10.8V	94.1	72.2	58.5	36.4	22.0	10.0	6.80	4.00	2.10

Constant Wattage Discharge Characteristics (Watt, 25°C)

F.V/TIME	5min	10min	15min	30min	60min	3h	5h	10h	20h
9.60V	1210	937.4	748.0	470.4	295.9	124.1	86.66	49.92	26.16
10.2V	1149	890.5	718.1	452.5	280.9	121.8	85.05	49.44	25.92
10.5V	1089	843.7	680.7	430.1	265.8	119.5	82.65	48.96	25.68
10.8V	1016	787.4	643.3	407.7	250.8	116.0	80.24	48.00	25.20